

## Summary of Fall and Winter Management

Jennifer Lund, Maine State Apiarist

Department of Agriculture, Conservation and Forestry

Division of Animal and Plant Health

Email: jennifer.lund@maine.gov

### I. Early Fall

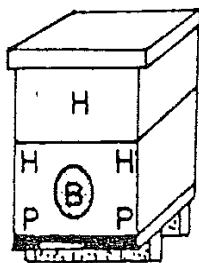
- a. Inspect for disease (treat as needed, follow label instructions)
- b. Feed 2:1 syrup solution as needed (sugar:water)
- c. Unite weak and queenless colonies
- d. Replace undrawn foundation frames with drawn comb
- e. Replace frames in poor condition

### II. Late Fall

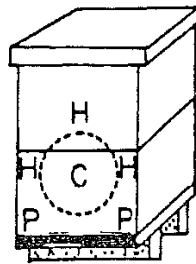
- a. Feed 2:1 syrup solution as needed
- b. Reduce hive to 2 hive bodies
- c. Perform last "quick" inspection
- d. Install mouse guards
- e. Increase ventilation, add moisture absorptive materials
- f. Provide wind break (if necessary)

### III. Winter

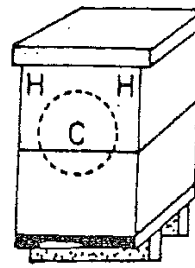
- a. Repair and refurbish equipment
- b. Order packages and nucs
- c. Assemble new equipment
- d. Check in on bees (warm days)
- e. Clear snow blocking entrances after storms
- f. Feed bee candy or fondant as needed



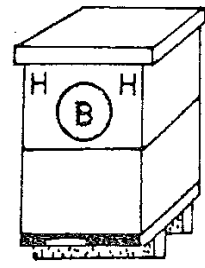
EARLY FALL



LATE FALL



WINTER



LATE WINTER