







Unit 2: Animals Surviving and Thriving WEEK 2 At a Glance

Weekly Question: What animals live in our environment, and what do they do?			
<p>Texts</p>      	<p>Vocabulary and Language</p> <p>Day 1: Introduce Weekly Words: scavenger, adapt, surroundings Day 2: Introduce Weekly Words: wild, thrive, urban Day 3: Personal Pronouns Day 4: Personal Pronouns Day 5: Carousel Brainstorm</p> <hr/> <p>Text Talk</p> <p>Day 1: <i>Animals in the City</i>, Read 1 Day 2: <i>Animals in the City</i>, Read 2 Day 3: <i>Squirrels Leap, Squirrels Sleep</i> Day 4: <i>Tide Pools</i>, Read 1 Day 5: <i>Tide Pools</i>, Read 2</p> <hr/> <p>Stations</p> <p>Shared Reading: “Bat Breakfast” Independent and Partner Reading Listening & Speaking: Talk, Draw, Talk; Listen & Respond (<i>Animals in the City</i>) Science Literacy: Where do animals get their traits? Vocabulary: Draw for Meaning Word Work: various activities</p> <hr/> <table border="1" style="width: 100%;"> <tr> <td style="width: 50%; vertical-align: top;"> <p>Science and Engineering</p> <p>Lesson 1: Animal Traits Lesson 2: Sibling Traits</p> </td> <td style="width: 50%; vertical-align: top;"> <p>Studios</p> <p>Children create animals and their habitats in various media and continue mapping terrariums. The Library and Writing and Drawing Studios are combined for researching and writing animal riddles.</p> </td> </tr> </table> <hr/> <p>Writing: Report</p> <p>Day 1: Deconstruction: Posters <i>and</i> Individual Construction: Body Diagram Day 2: Deconstruction and Individual Construction: The Third Person and General Nouns Day 3: Individual Construction: Subtopics Days 4 & 5: Individual Construction and Review</p>	<p>Science and Engineering</p> <p>Lesson 1: Animal Traits Lesson 2: Sibling Traits</p>	<p>Studios</p> <p>Children create animals and their habitats in various media and continue mapping terrariums. The Library and Writing and Drawing Studios are combined for researching and writing animal riddles.</p>
<p>Science and Engineering</p> <p>Lesson 1: Animal Traits Lesson 2: Sibling Traits</p>	<p>Studios</p> <p>Children create animals and their habitats in various media and continue mapping terrariums. The Library and Writing and Drawing Studios are combined for researching and writing animal riddles.</p>		

At a Glance U2 W2