




Unit 2: Animals Surviving and Thriving
Week 3: How do animals survive in their habitats?

Dear Families,


This week and next we are exploring how an animal's habitat is important to its survival. Animals get their basic needs met in the places where they live.

Try to do one of the activities **with your child** each day of the week. Each activity will take about twenty to thirty minutes. Remember to make time for reading, too! Please help your child return the sheet to school at the end of the week. We hope you enjoy learning with your child!

This week we are reading...



What Do You Do with a Tail Like This?
by Robin Page and Steve Jenkins



Hidden City: Poems of Urban Wildlife
by Sarah Grace Tuttle

Go to the library or look on your bookshelf at home to find more books about animals that live close by and far away. Look for information about how they use their bodies to survive.

Your child is practicing reading the song "Down by the Bay" (attached). Sing it together!

Reading Log Your child can read to you, and you can read to your child. <i>It's always a good idea to read a book many times. We can find something new in a book each time we read the words or look at the illustrations.</i>	
Title and Author	What do you think?



<p>Go outside <input type="checkbox"/></p> <p>This time when you go outside, look up. What animals do you see in the sky? What do you notice about them? _____</p>	<p>Talk about... <input type="checkbox"/></p> <p>... the report you are writing about a kind of animal. Describe the animal and its habitat. What information would your family like to find out about this animal? Bring your newly found information into school to add to your research. _____</p>	
<p>Tell a story <input type="checkbox"/></p> <p>Think of two animals that live in different habitats. What might happen when they visit each other? What could one animal teach the other about its home?</p>	<p>Read together!</p> <p>at least 10 minutes every day</p> <p>Record your reading on the back of this page.</p>	<p>Play with math ideas <input type="checkbox"/></p> <p>Use the attached tools to measure things where you live. Try measuring the same object a few times, using different tools. What do you notice?</p>
<p>Explore science and engineering <input type="checkbox"/></p> <p>If you have set up a terrarium, draw a picture about what's happening inside it. If you have not set up a terrarium yet, try it! Use a plastic container or large jar. Collect some soil and plants from outside, and add some sticks and dried leaves. Plants will need water. A spray bottle of water will help keep the habitat healthy. _____</p>	<p>Play with words; grow a reader <input type="checkbox"/></p> <p>Our Weekly Words are predator, basic need, survive, shelter, and prey.</p> <p>The relationship between <i>predators</i>—animals that hunt—and their <i>prey</i>—<i>animals</i> they eat—is important for animals' survival. What animals do you know that hunt other animals? _____</p>	

Child's name _____ Adult's name _____




predator

an animal that hunts and catches other animals for food



prey

an animal that is hunted by another animal



basic need

something that plants and animals need to survive, such as air, water, food, space, light, and shelter



survive

to stay alive



shelter

a safe place where animals live



Teachers Need:

*This week's Homelink(front and back)

*Vocabulary Sheet

*[Math: Measuring Small Things Around the House](#)

*[Down By The Bay Shared Reading](#)