



Unit 3: Resources in Our Communities
Week 4: Where do our resources come from?

Dear Families,

This week we are continuing to think about the resources we use and where they come from.

Here are some activities to do with your child this week. When you do an activity, check the box. You don't have to do every activity and you can do any of them more than once. Remember to make time for reading, too!

Please help your child return this Family Links to school at the end of the week. We hope you enjoy learning with your child!

This week we are reading...



From Sheep to Sweater
 by Robin Nelson



On the Farm, At the Market
 by G. Brian Karas

Go to the library or look on your bookshelf at home to find other fictional and informational books about where our resources come from. Keep looking for poetry, too!
 Your child is practicing reading and singing "Market Day" (attached). Read and sing it together!
 You can find the tune by searching for "Market Day Raffi" on YouTube.

<p style="text-align: center;">Reading Log</p> <p style="text-align: center;">Your child can read to you, and you can read to your child.</p> <p style="text-align: center;"><i>It's always a good idea to read a book many times. We can find something new in a book each time we read the words or look at the illustrations.</i></p>	
Title and Author	What do you think?



<p>Go outside or look out the window <input type="checkbox"/></p> <p>After going on an errand or taking a walk, draw a map of where you have been. Include transportation, parks, landmarks, the place you went, and the place where you live. Label your map.</p>	<p>Talk about... <input type="checkbox"/></p> <p>... where your clothes come from. Look at tags and labels on your family's clothes. What do you notice about where they are made? What does this make you wonder?</p>	
<p>Tell a story <input type="checkbox"/></p> <p>Imagine traveling to a place far away where something you use is produced. Tell a story about your journey.</p>	<p>Read together!</p> <p>at least 10 minutes every day</p> <p>Record your reading on the back of this page.</p>	<p>Play with math ideas <input type="checkbox"/></p> <p>Compose new numbers. Set up groups of tens and ones. What number do they make all together? Change the groups and figure out the new number.</p>
<p>Explore science and engineering <input type="checkbox"/></p> <p>Plants are an important <i>natural resource</i>. Look around your home or go to the grocery store. Notice and record foods that come from plants. Which ones are seeds, roots, leaves, fruits, and even flowers? Try to taste at least one new food plant!</p>	<p>Play with words; grow a reader <input type="checkbox"/></p> <p>Our Weekly Words are supply chain, worker, customer, harvest, produce, and provide.</p> <p>These words are related to some of the jobs people do to make sure we have the goods and services we need and want. Use each one in a sentence.</p>	

Child's name _____ Adult's name _____


Vocabulary



supply chain

<https://thetravellingfrenchman.com/about/>

steps involved in producing and delivering goods



worker

<https://ingeniumtalent.com/8-tips-for-recruiting-manufacturing-workers-in-southeast-and-beyond/>


someone who does a job



customer

<https://www.shutterstock.com/video/clip-9868748-woman-refueling-car-gas-station-pump-night>


a person who buys goods and services



harvest

<https://agrifliefoday.tamu.edu/2007/09/21/media-advisory-2007-texas-pumpkins-on-their-way-to-market/>


the period of time when farmers collect plants for food



produce

From Sheep to Sweater, Robin Nelson

to make



provide

<https://pittsburgh.cbslocal.com/2018/08/18/state-rep-gainey-hosts-back-to-school-giveaway-to-provide-supplies-for-students/>

to give, to supply



Teacher to Print:

- *This week's Family Link (front and back)
- *Vocabulary Sheet
- *"Market Day" poem
- *Making numbers math sheet

Market Day

by Raffi

On market day, market day
Folks are out to work and play
On market day, market day
Hooray for market day

Early in the morning
The farmers come to town
With foods they've grown to sell
By the box and by the pound


They tend their stalls, make them nice
For those who wait in line
And families soon gather round
To see what they can find

On market day, market day
Folks are out to work and play
On market day, market day
Hooray for market day

Composing (making) Numbers

Make a group of tens and a group of ones, and figure out what number that group composes, or makes all together.

For example: What is the number for 4 tens and 6 ones?



Answer: 46

Tens and Ones Cut out units of ten and units of one. Combine them to make new numbers.

