


Unit 4: Communicating with Sound and Light  
**Week 2: How do sounds change?**

Dear Families,


This week we are continuing to learn about sounds.

Here are some activities to do with your child this week. When you do an activity, check the box. You don't have to do every activity and you can do any of them more than once. Remember to make time for reading, too! Please help your child return this Family Links to school at the end of the week. We hope you enjoy learning with your child!


*This week we are reading...*



***Amazing Sound***  
 by Sally Hewitt



***Sound and Light***,  
 from our Science Curriculum



***“Way Down in the Music”***  
 a poem by Eloise Greenfield

Two of these books are informational texts. The other is a poem. Go to the library or look on your bookshelf at home to find more books or poems about sound. Your child is practicing reading the poem “Noise Day” (attached). Read it together!

<p style="text-align: center;"><b>Reading Log</b></p> <p style="text-align: center;">Your child can read to you, and you can read to your child.</p> <p style="text-align: center;"><i>It's always a good idea to read a book many times. We can find something new in a book each time we read the words or look at the illustrations.</i></p>	
Title and Author	What do you think?



### Go outside

Go outside and find a stick. Use that stick to hit or tap as many different objects as you can. What kinds of sounds can you make? How can you describe them?

### Talk about...

...music you love. What do you love about it? How does it make you feel? What kinds of sounds can you hear in the music? Does everyone in your home like the same kinds of music?

### Tell a story

What if there was a sound that started one way, and then changed? Maybe it got louder or softer. Maybe it got higher or lower. What made that sound change, and what happened next?

### Read together!

at least 20 minutes every day  
Record your reading on the back of this page.

### Play with math ideas

How many people are in your family? How many hands in all? Show how you counted the number of hands. For a challenge, include all the people as you consider family, whether they live with you or not, and calculate how many hands.

### Explore science and engineering

Try making some sound-making tools or instruments using objects you can find around the place where you live. Draw a picture of one of your sound tools, and label it.

### Play with words; grow a reader

Some of our Weekly Words are **soft**, **detect**, **volume**, **vibrate**, and **strum**.  
Try using these words in sentences. Try putting your sentences together to have a conversation.

Child's name \_\_\_\_\_ Adult's name \_\_\_\_\_

# Vocabulary



soft

Adapted from <https://www.youtube.com/watch?v=v3-cXUBIWgs>

quiet



loud, deep

property

<https://www.youtube.com/watch?v=DS0pZDFZw8>

how an object looks, feels,  
sounds, or tastes



detect

<https://www.parentsandkids.com/2018/11/05/now-hear-this-effective-teaching-for-children-with-hearing-loss-and>  
<https://www.visionaware.org/Info/everyday-living/home-modification/-labeling-and-marking/label-na-kevs/1235>

to notice or sense



volume

<https://commons.wikimedia.org/wiki/File:Volume-icon.gif>

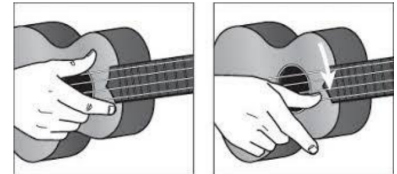
how loud or soft a sound is



vibrate

<http://www.scientificnutshell.com/2016/01/good-or-bad-vibes.html>

to move back and forth quickly



strum

<https://www.pinterest.com/pin/422775483749796389/?ip=true>

to play a string instrument by  
sweeping the thumb up or  
down the strings



Teachers Need:

- This week's Family Link (front and back)
- Vocabulary Sheet
- "Noise Day"

## Noise Day

By Shel Silverstein

Let's have one day for girls and boyses  
When you can make the grandest noises.  
Screech, scream, holler, and yell,  
Buzz a buzzer, clang a bell,  
Sneeze—hiccup—whistle—shout,  
Laugh until your lungs wear out.  
Toot a whistle, kick a can,  
Bang a spoon against a pan,  
Sing, yodel, bellow, hum,  
Blow a horn, beat a drum,  
Rattle a window, slam a door,  
Scrape a rake across the floor.  
Use a drill, drive a nail,  
Turn the hose on the garbage pail,  
Shout Yahoo—Hurrah—Hurray,  
Turn up the music all the way,  
Try and bounce your bowling ball,  
Ride a skateboard up the wall.  
Chomp your food with a smack and a slurp,  
Chew—chomp—hiccup—burp.  
One day a year do all of these,  
The rest of the days—be *quiet* please.