

# NATIONAL STUDENT CLEARINGHOUSE<sup>®</sup>

## StudentTracker<sup>®</sup> for High Schools Aggregate Report

Prepared for  
Machias Memorial High School  
ACT Code: 200605

Machias Memorial High School

Report Run Date: 02/16/2021 11:08 PM

Page 1 of 45

NATIONAL STUDENT  
CLEARINGHOUSE<sup>®</sup>

©2012 National Student Clearinghouse. All rights reserved.

# Percent of Students Enrolled in College the Fall Immediately After High School

Effective Date = November 14, 2020



AVG = 57%

Machias Memorial High School

Report Run Date: 02/16/2021 11:08 PM

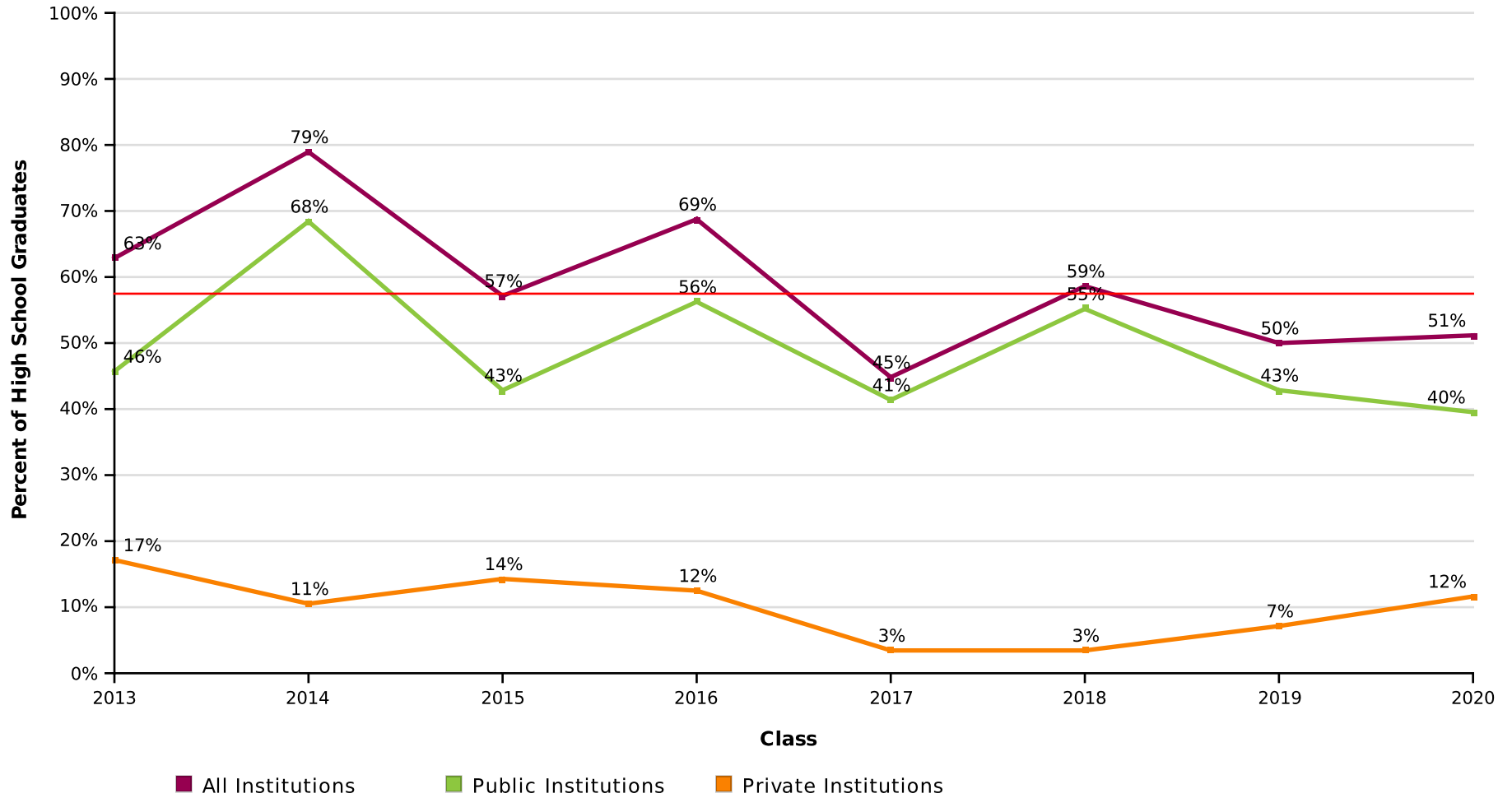
Page 2 of 45

**NATIONAL STUDENT  
CLEARINGHOUSE**

©2012 National Student Clearinghouse. All rights reserved.

## Percent of Students Enrolled in College the Fall Immediately After High School by Institutional Type

Effective Date = November 14, 2020



AVG = 57%

Machias Memorial High School

Report Run Date: 02/16/2021 11:08 PM

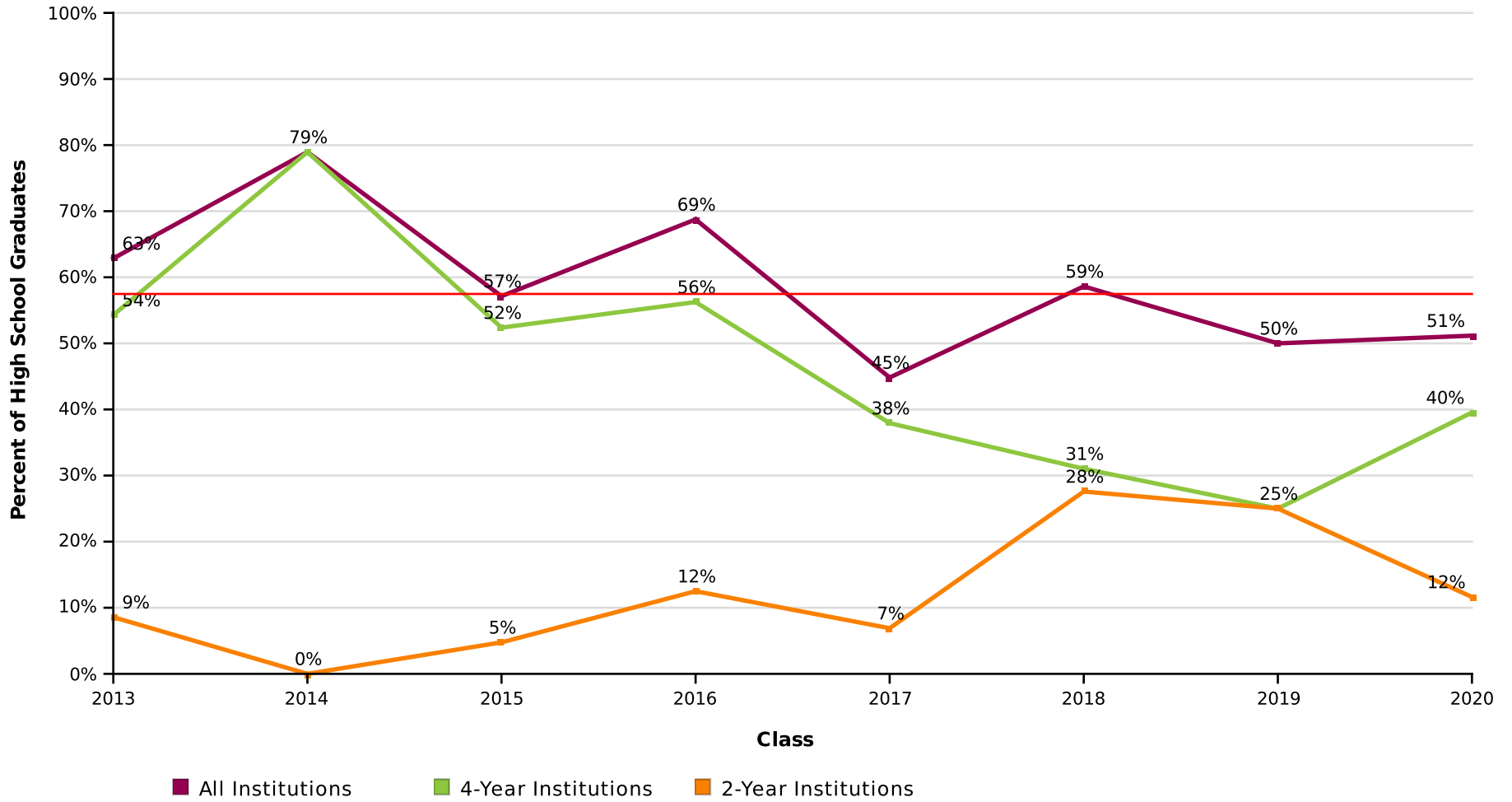
Page 3 of 45

**NATIONAL STUDENT  
CLEARINGHOUSE**

©2012 National Student Clearinghouse. All rights reserved.

## Percent of Students Enrolled in College the Fall Immediately After High School by Institutional Level

Effective Date = November 14, 2020



AVG = 57%

Machias Memorial High School

Report Run Date: 02/16/2021 11:08 PM

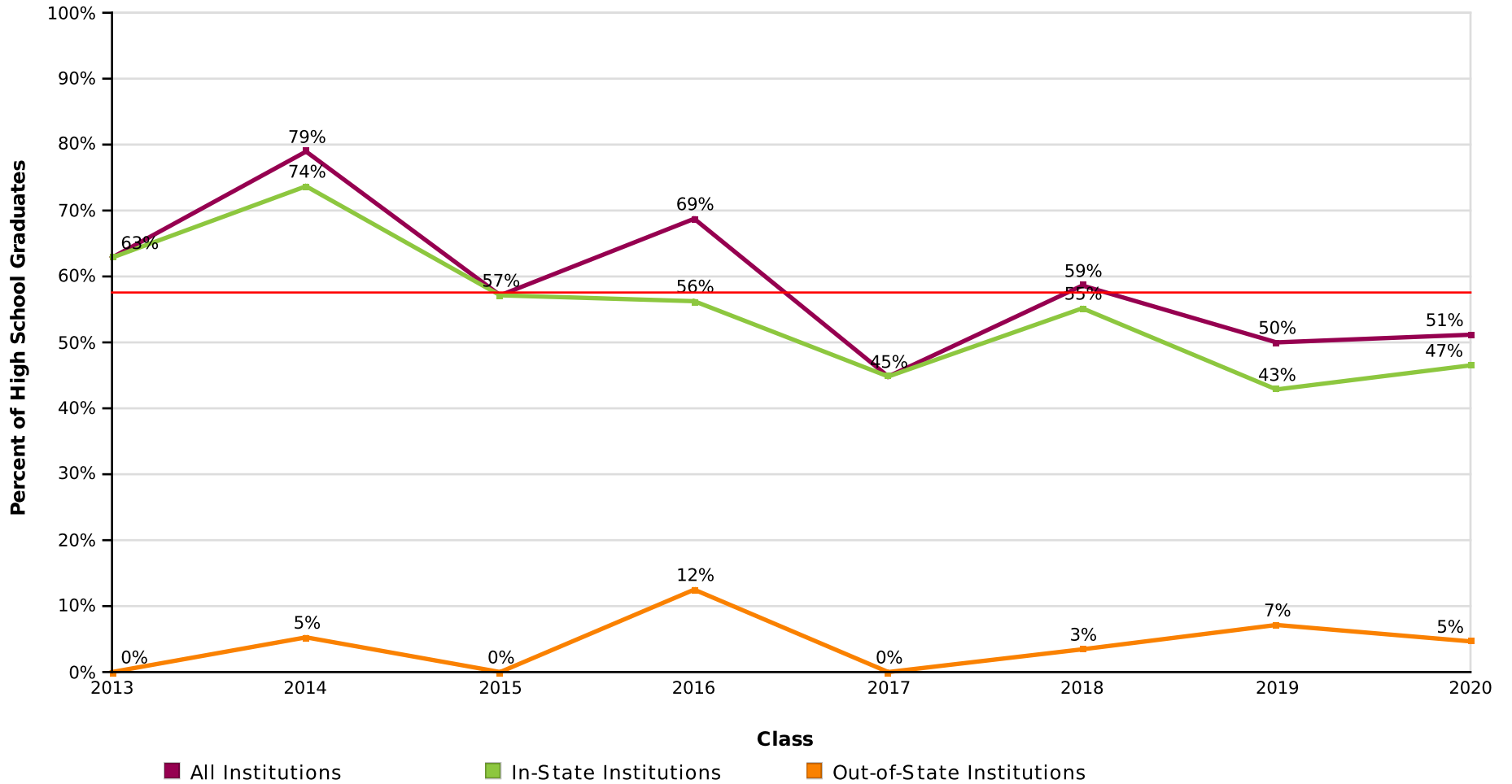
Page 4 of 45

**NATIONAL STUDENT  
CLEARINGHOUSE**

©2012 National Student Clearinghouse. All rights reserved.

## Percent of Students Enrolled in College the Fall Immediately After High School by Institutional Location

Effective Date = November 14, 2020



AVG = 57%

Machias Memorial High School

Report Run Date: 02/16/2021 11:08 PM

Page 5 of 45

**NATIONAL STUDENT  
CLEARINGHOUSE**

©2012 National Student Clearinghouse. All rights reserved.

## Count of Students Enrolled in College the Fall Immediately After High School

Effective Date = November 14, 2020

Class of	2013	2014	2015	2016	2017	2018	2019	2020
<b>Total in the Class</b>	35	19	21	16	29	29	28	43
<b>Total Enrolled</b>	22	15	12	11	13	17	14	22
<b>Total in Public</b>	16	13	9	9	12	16	12	17
<b>Total in Private</b>	6	2	3	2	1	1	2	5
<b>Total in 4-Year</b>	19	15	11	9	11	9	7	17
<b>Total in 2-Year</b>	3	0	1	2	2	8	7	5
<b>Total In-State</b>	22	14	12	9	13	16	12	20
<b>Total Out-of-State</b>	0	1	0	2	0	1	2	2

# Percent of Students Enrolled in College at Any Time During the First Year After High School

Effective Date = November 14, 2020



AVG = 60%

Machias Memorial High School

Report Run Date: 02/16/2021 11:08 PM

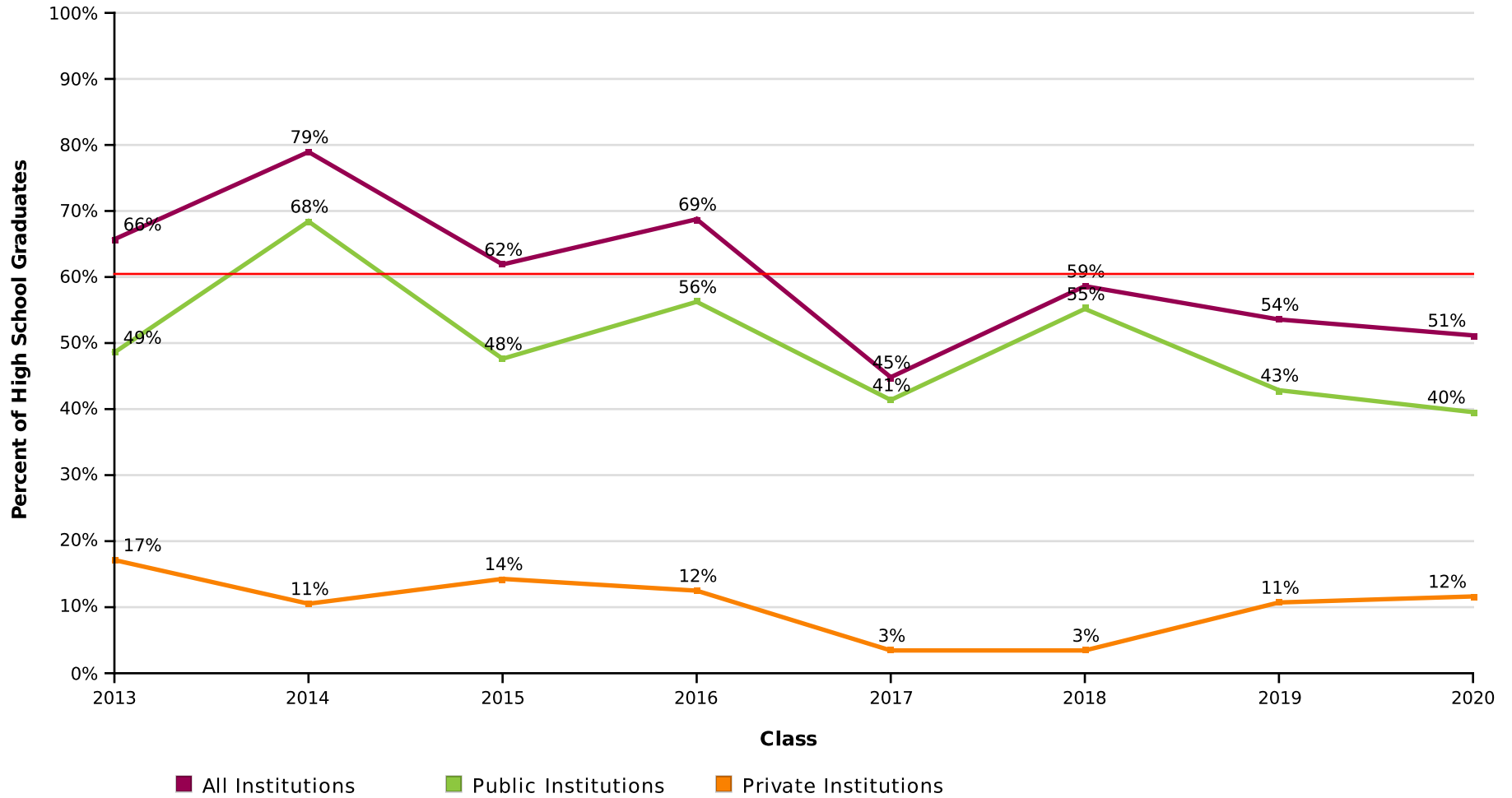
Page 7 of 45

**NATIONAL STUDENT  
CLEARINGHOUSE**

©2012 National Student Clearinghouse. All rights reserved.

## Percent of Students Enrolled in College at Any Time During the First Year After High School by Institutional Type

Effective Date = November 14, 2020



AVG = 60%

Machias Memorial High School

Report Run Date: 02/16/2021 11:08 PM

Page 8 of 45

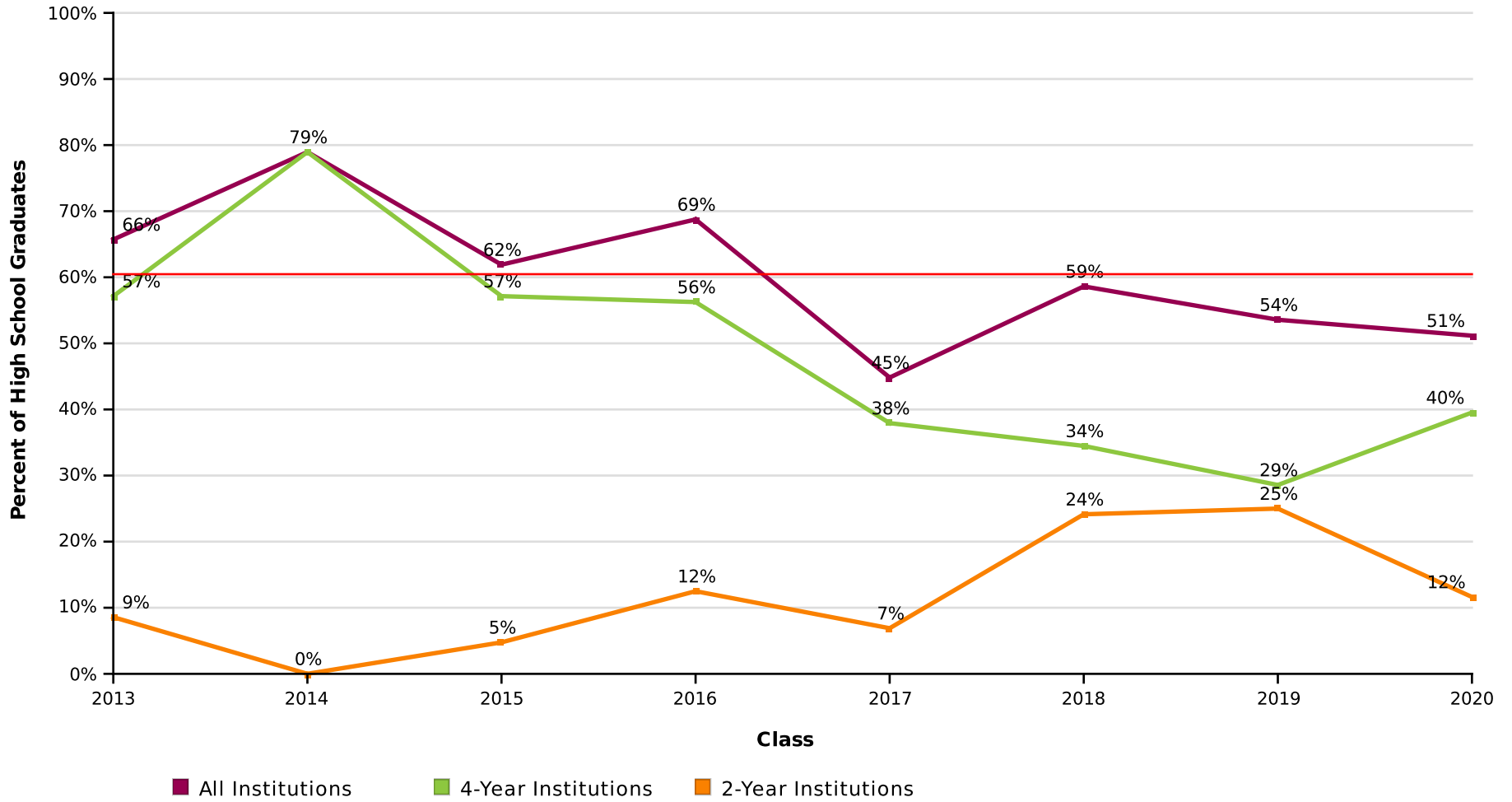
**NATIONAL STUDENT  
CLEARINGHOUSE**

©2012 National Student Clearinghouse. All rights reserved.



## Percent of Students Enrolled in College at Any Time During the First Year After High School by Institutional Level

Effective Date = November 14, 2020



AVG = 60%

Machias Memorial High School

Report Run Date: 02/16/2021 11:08 PM

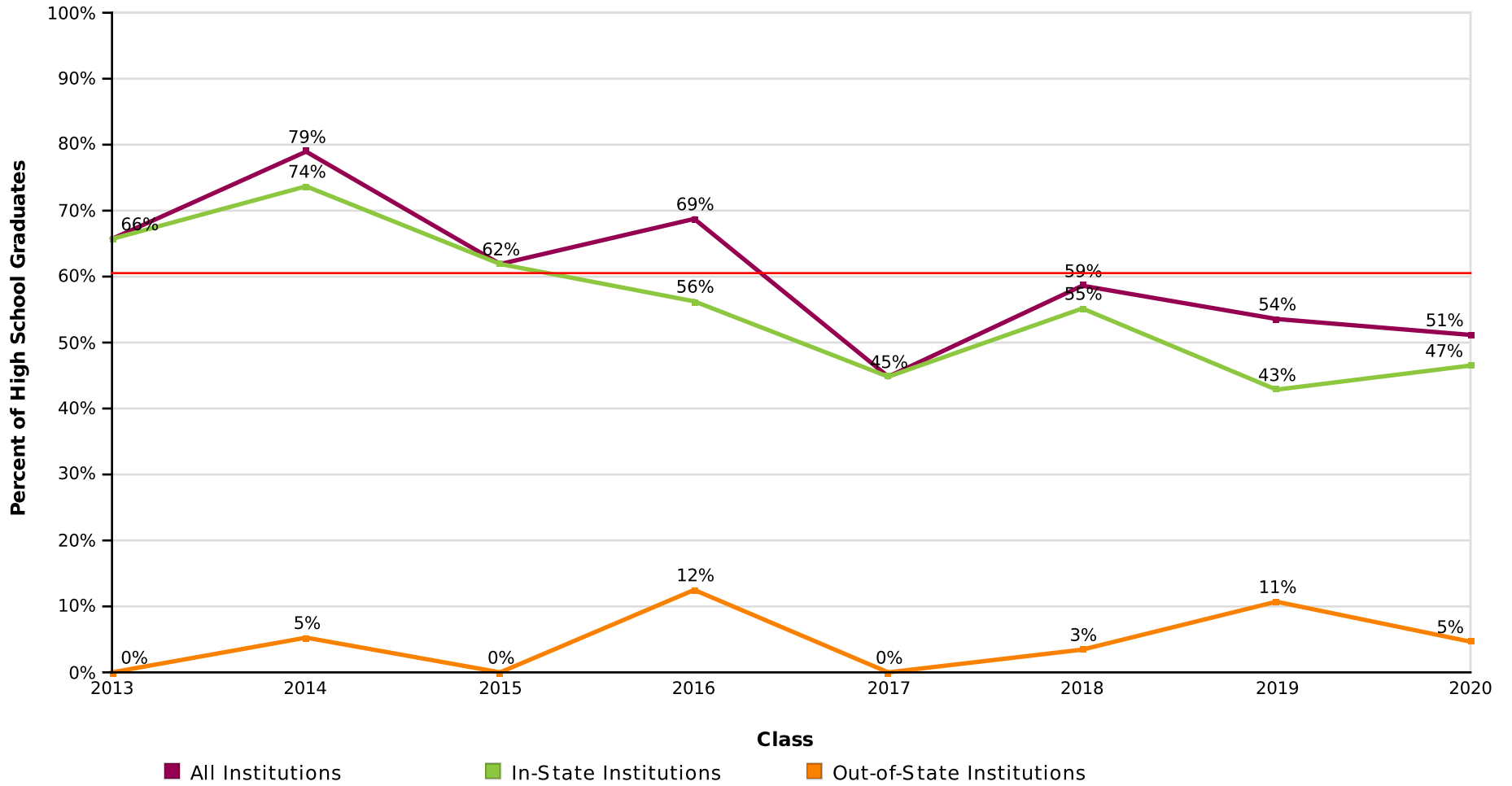
Page 9 of 45

**NATIONAL STUDENT  
CLEARINGHOUSE**

©2012 National Student Clearinghouse. All rights reserved.

## Percent of Students Enrolled in College at Any Time During the First Year After High School by Institutional Location

Effective Date = November 14, 2020



AVG = 60%

Machias Memorial High School

Report Run Date: 02/16/2021 11:08 PM

Page 10 of 45

**NATIONAL STUDENT  
CLEARINGHOUSE**

©2012 National Student Clearinghouse. All rights reserved.

## Count of Students Enrolled in College at Any Time During the First Year After High School

Effective Date = November 14, 2020

Class of	2013	2014	2015	2016	2017	2018	2019	2020
<b>Total in the Class</b>	35	19	21	16	29	29	28	43
<b>Total Enrolled</b>	23	15	13	11	13	17	15	22
<b>Total in Public</b>	17	13	10	9	12	16	12	17
<b>Total in Private</b>	6	2	3	2	1	1	3	5
<b>Total in 4-Year</b>	20	15	12	9	11	10	8	17
<b>Total in 2-Year</b>	3	0	1	2	2	7	7	5
<b>Total In-State</b>	23	14	13	9	13	16	12	20
<b>Total Out-Of-State</b>	0	1	0	2	0	1	3	2

# Percent of Students Enrolled in College at Any Time During the First Two Years After High School

Effective Date = November 14, 2020



AVG = 66%

Machias Memorial High School

Report Run Date: 02/16/2021 11:08 PM

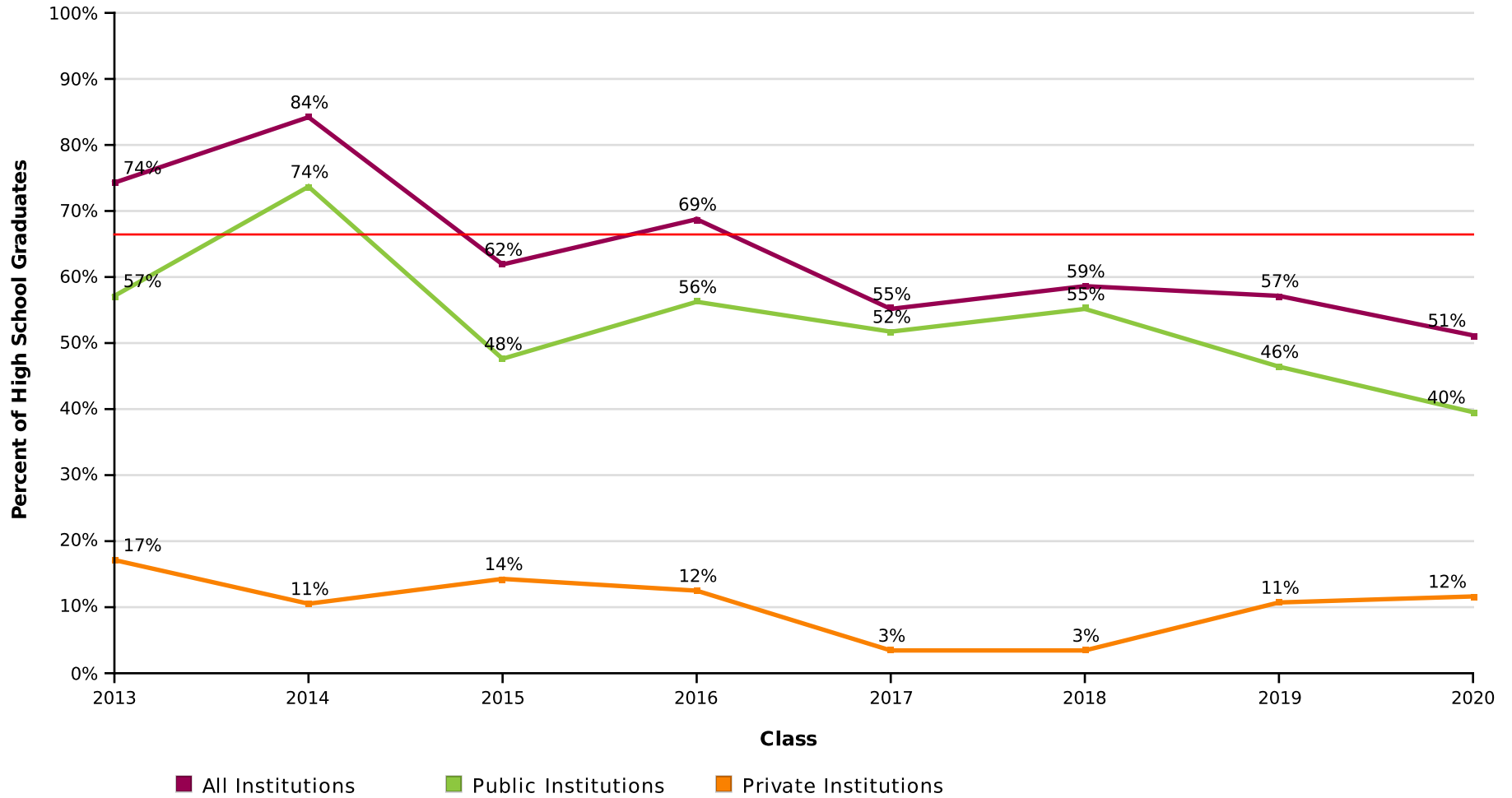
Page 12 of 45

**NATIONAL STUDENT  
CLEARINGHOUSE**

©2012 National Student Clearinghouse. All rights reserved.

## Percent of Students Enrolled in College at Any Time During the First Two Years After High School by Institutional Type

Effective Date = November 14, 2020



**AVG = 66%**

Machias Memorial High School

Report Run Date: 02/16/2021 11:08 PM

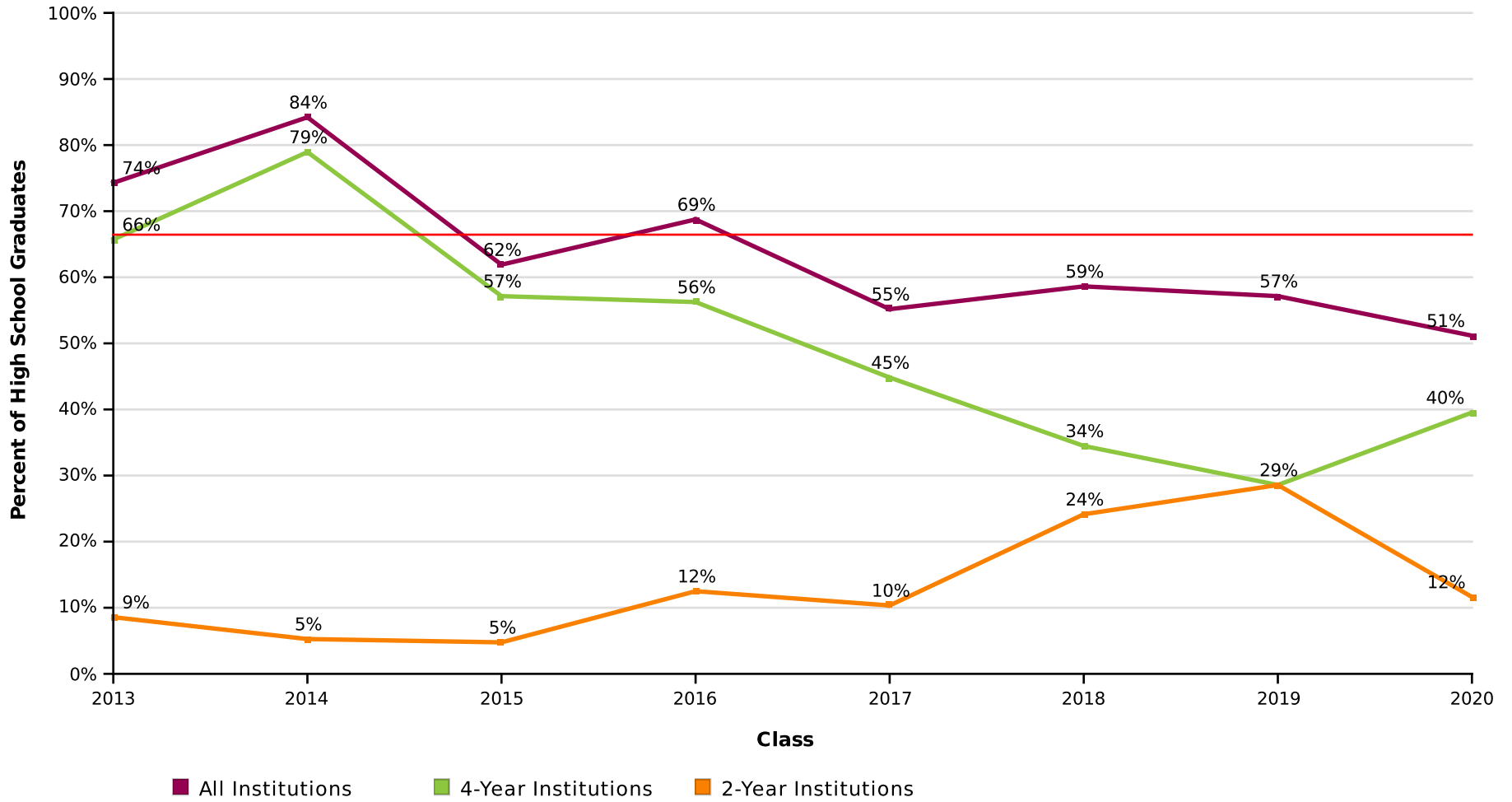
Page 13 of 45

**NATIONAL STUDENT  
CLEARINGHOUSE**

©2012 National Student Clearinghouse. All rights reserved.

## Percent of Students Enrolled in College at Any Time During the First Two Years After High School by Institutional Level

Effective Date = November 14, 2020



AVG = 66%

Machias Memorial High School

Report Run Date: 02/16/2021 11:08 PM

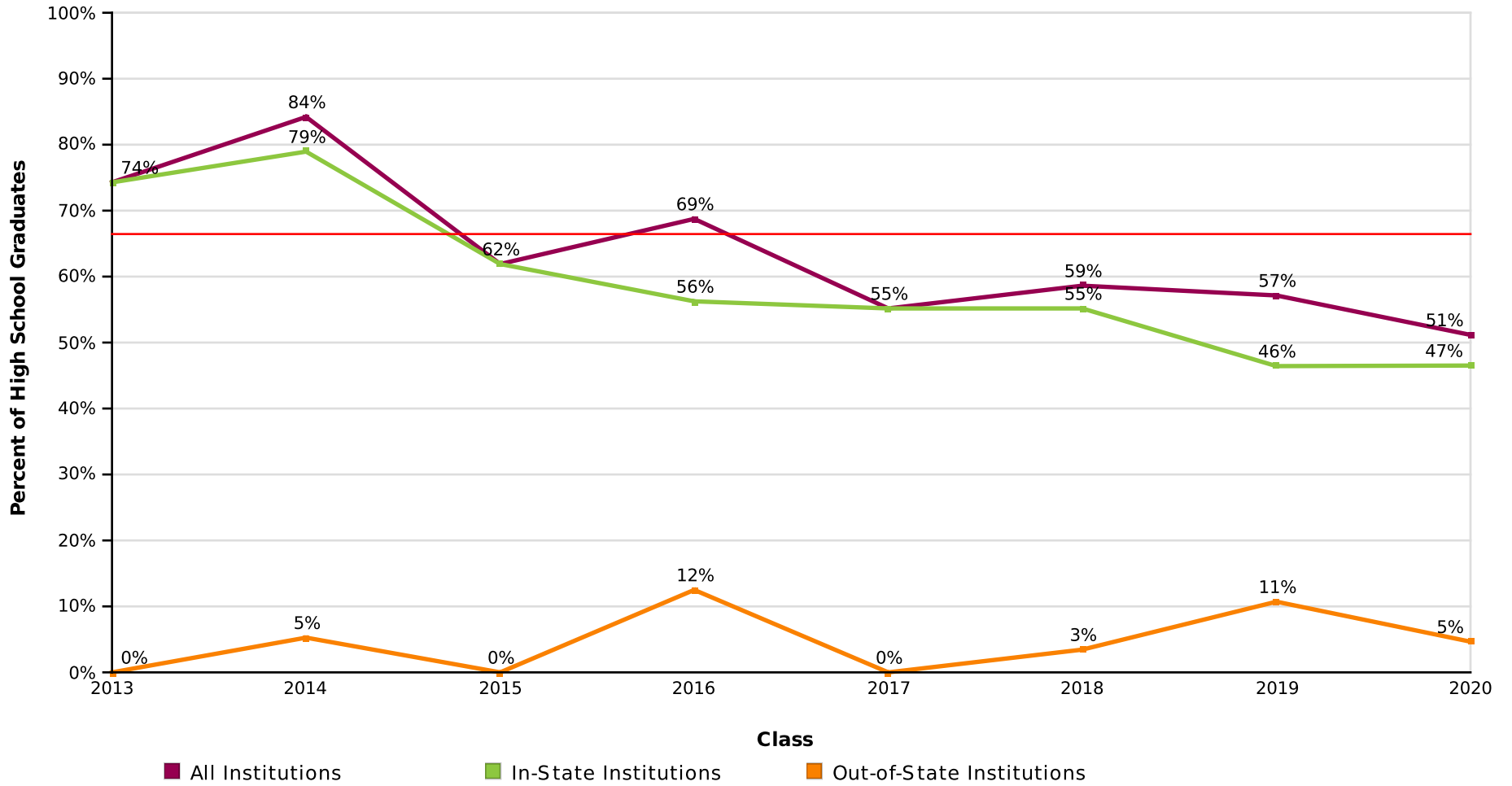
Page 14 of 45

**NATIONAL STUDENT  
CLEARINGHOUSE**

©2012 National Student Clearinghouse. All rights reserved.

## Percent of Students Enrolled in College at Any Time During the First Two Years After High School by Institutional Location

Effective Date = November 14, 2020



AVG = 66%

Machias Memorial High School

Report Run Date: 02/16/2021 11:08 PM

Page 15 of 45

**NATIONAL STUDENT  
CLEARINGHOUSE**

©2012 National Student Clearinghouse. All rights reserved.

## Count of Students Enrolled in College at Any Time During the First Two Years After High School

Effective Date = November 14, 2020

Class of	2013	2014	2015	2016	2017	2018	2019	2020
<b>Total in the Class</b>	35	19	21	16	29	29	28	43
<b>Total Enrolled</b>	26	16	13	11	16	17	16	22
<b>Total in Public</b>	20	14	10	9	15	16	13	17
<b>Total in Private</b>	6	2	3	2	1	1	3	5
<b>Total in 4-Year</b>	23	15	12	9	13	10	8	17
<b>Total in 2-Year</b>	3	1	1	2	3	7	8	5
<b>Total In-State</b>	26	15	13	9	16	16	13	20
<b>Total Out-of-State</b>	0	1	0	2	0	1	3	2



# Percent of Students Enrolled in College the First Year After High School Who Returned for a Second Year (Freshman to Sophomore Persistence)

Effective Date = November 14, 2020



AVG = 70%

Machias Memorial High School

Report Run Date: 02/16/2021 11:08 PM

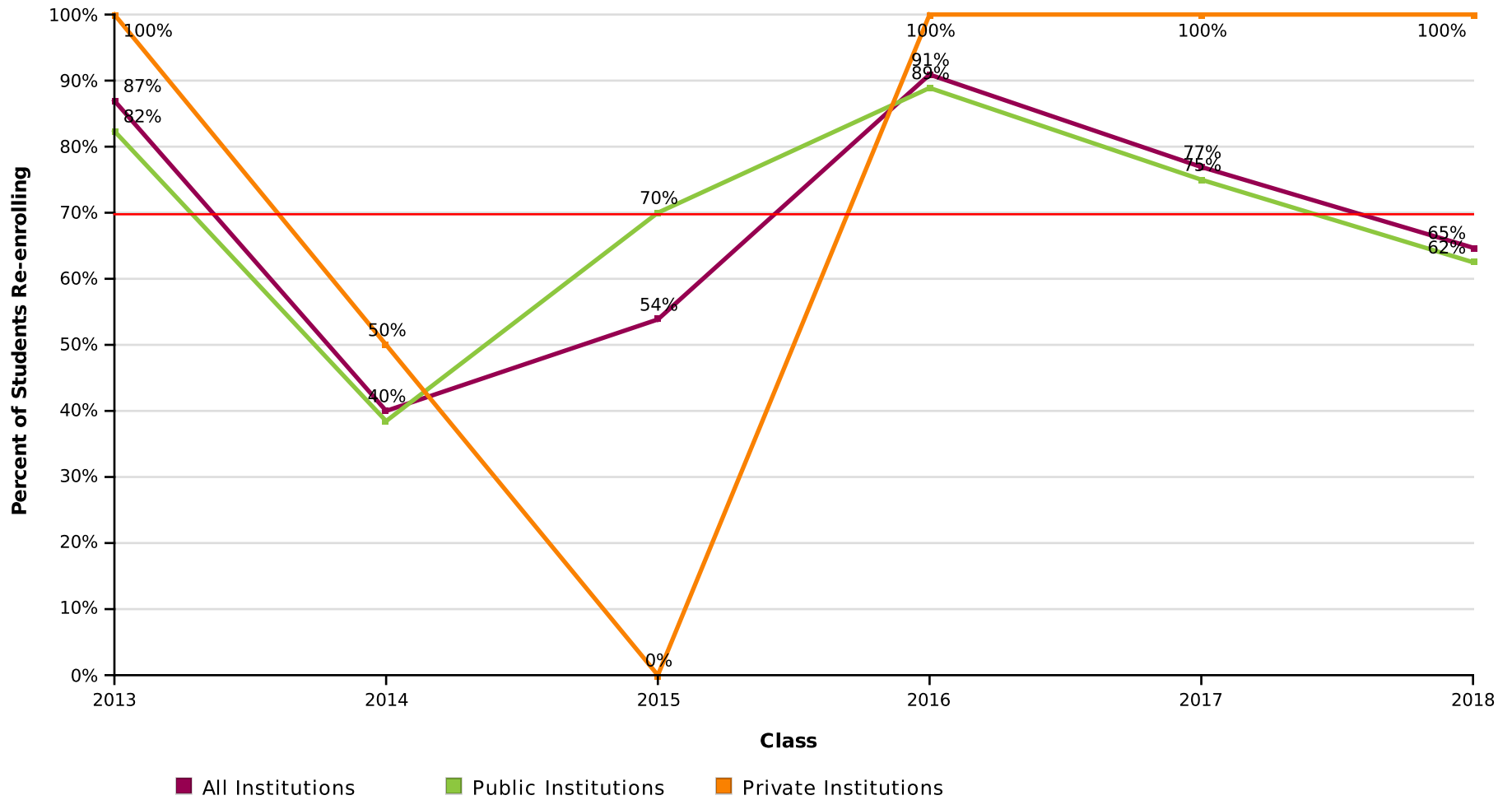
Page 17 of 45

NATIONAL STUDENT CLEARINGHOUSE

©2012 National Student Clearinghouse. All rights reserved.

# Percent of Students Enrolled in College the First Year After High School Who Returned for a Second Year (Freshman to Sophomore Persistence) by Institutional Type

Effective Date = November 14, 2020



AVG = 70%

Machias Memorial High School

Report Run Date: 02/16/2021 11:08 PM

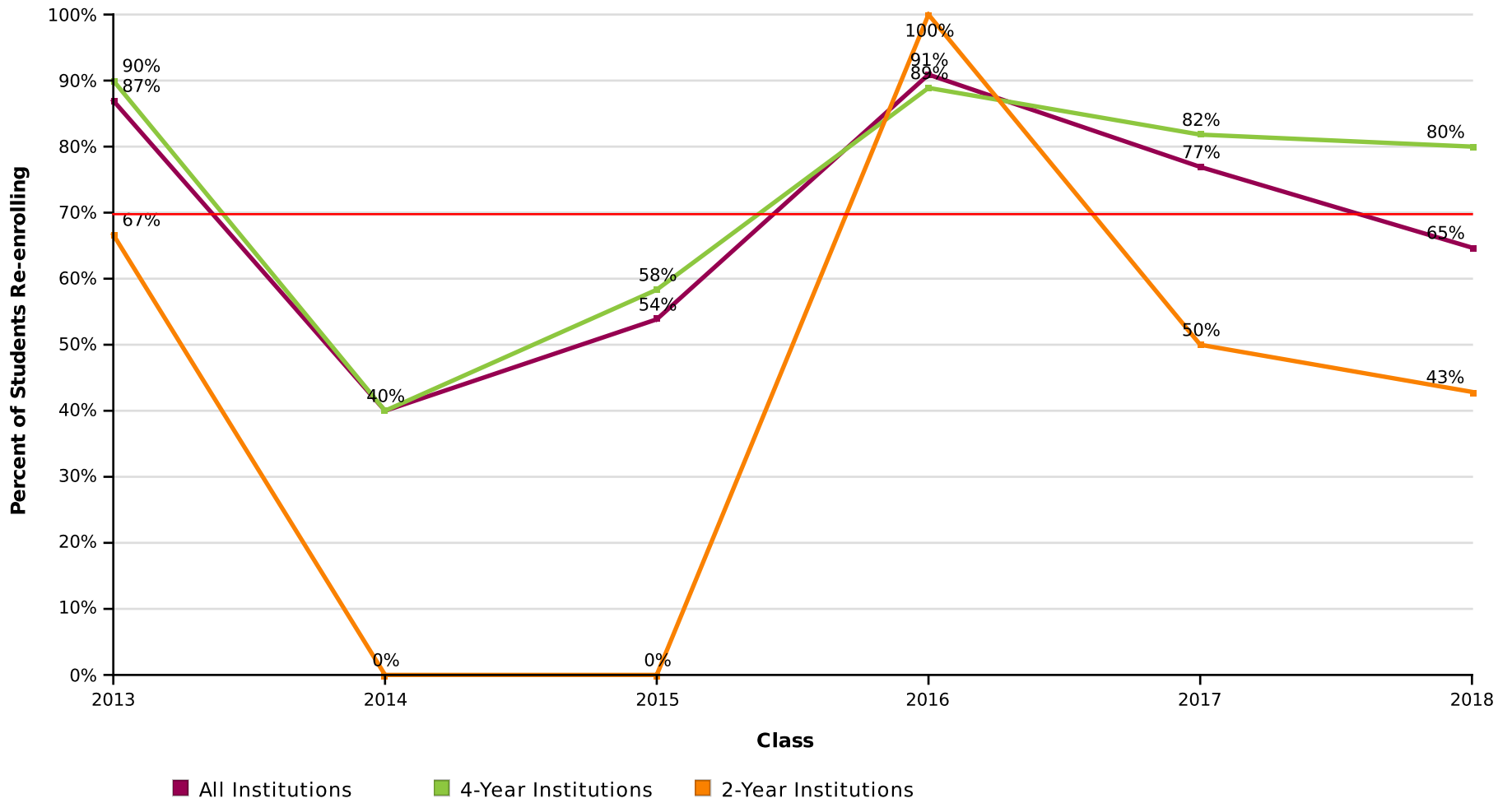
Page 18 of 45

NATIONAL STUDENT CLEARINGHOUSE

©2012 National Student Clearinghouse. All rights reserved.

# Percent of Students Enrolled in College the First Year After High School Who Returned for a Second Year (Freshman to Sophomore Persistence) by Institutional Level

Effective Date = November 14, 2020



AVG = 70%

Machias Memorial High School

Report Run Date: 02/16/2021 11:08 PM

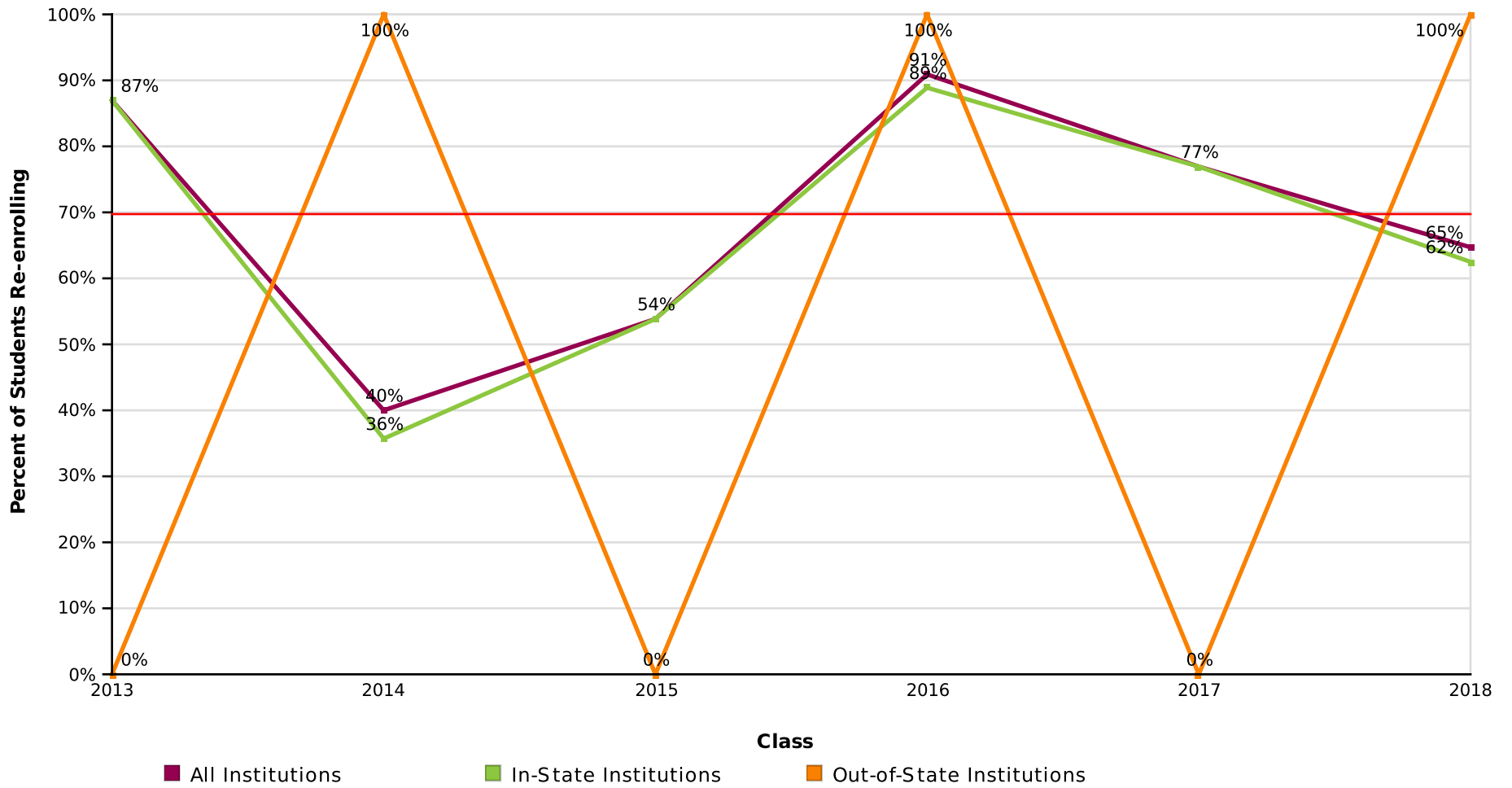
Page 19 of 45

NATIONAL STUDENT CLEARINGHOUSE

©2012 National Student Clearinghouse. All rights reserved.

# Percent of Students Enrolled in College the First Year After High School Who Returned for a Second Year (Freshman to Sophomore Persistence) by Institutional Location

Effective Date = November 14, 2020



AVG = 70%

Machias Memorial High School

Report Run Date: 02/16/2021 11:08 PM

Page 20 of 45

NATIONAL STUDENT CLEARINGHOUSE

©2012 National Student Clearinghouse. All rights reserved.

**Count of Students Enrolled in College the First Year After High School Who Returned  
for a Second Year (Freshman to Sophomore Persistence)**

Effective Date = November 14, 2020

<b>Class of</b>	<b>2013</b>	<b>2014</b>	<b>2015</b>	<b>2016</b>	<b>2017</b>	<b>2018</b>
<b>Total in the Class</b>	35	19	21	16	29	29
<b>Enrolled Anywhere 1st Year</b>	23	15	13	11	13	17
<b>Enrolled Anywhere 2nd Year</b>	20	6	7	10	10	11
<b>In Public 1st Year</b>	17	13	10	9	12	16
<b>Enrolled Anywhere 2nd Year</b>	14	5	7	8	9	10
<b>In Private 1st Year</b>	6	2	3	2	1	1
<b>Enrolled Anywhere 2nd Year</b>	6	1	0	2	1	1
<b>In 4-Year 1st Year</b>	20	15	12	9	11	10
<b>Enrolled Anywhere 2nd Year</b>	18	6	7	8	9	8
<b>In 2-Year 1st Year</b>	3	0	1	2	2	7
<b>Enrolled Anywhere 2nd Year</b>	2	0	0	2	1	3
<b>In-State 1st Year</b>	23	14	13	9	13	16
<b>Enrolled Anywhere 2nd Year</b>	20	5	7	8	10	10
<b>Out-of-State 1st Year</b>	0	1	0	2	0	1
<b>Enrolled Anywhere 2nd Year</b>	0	1	0	2	0	1

Machias Memorial High School

Report Run Date: 02/16/2021 11:08 PM

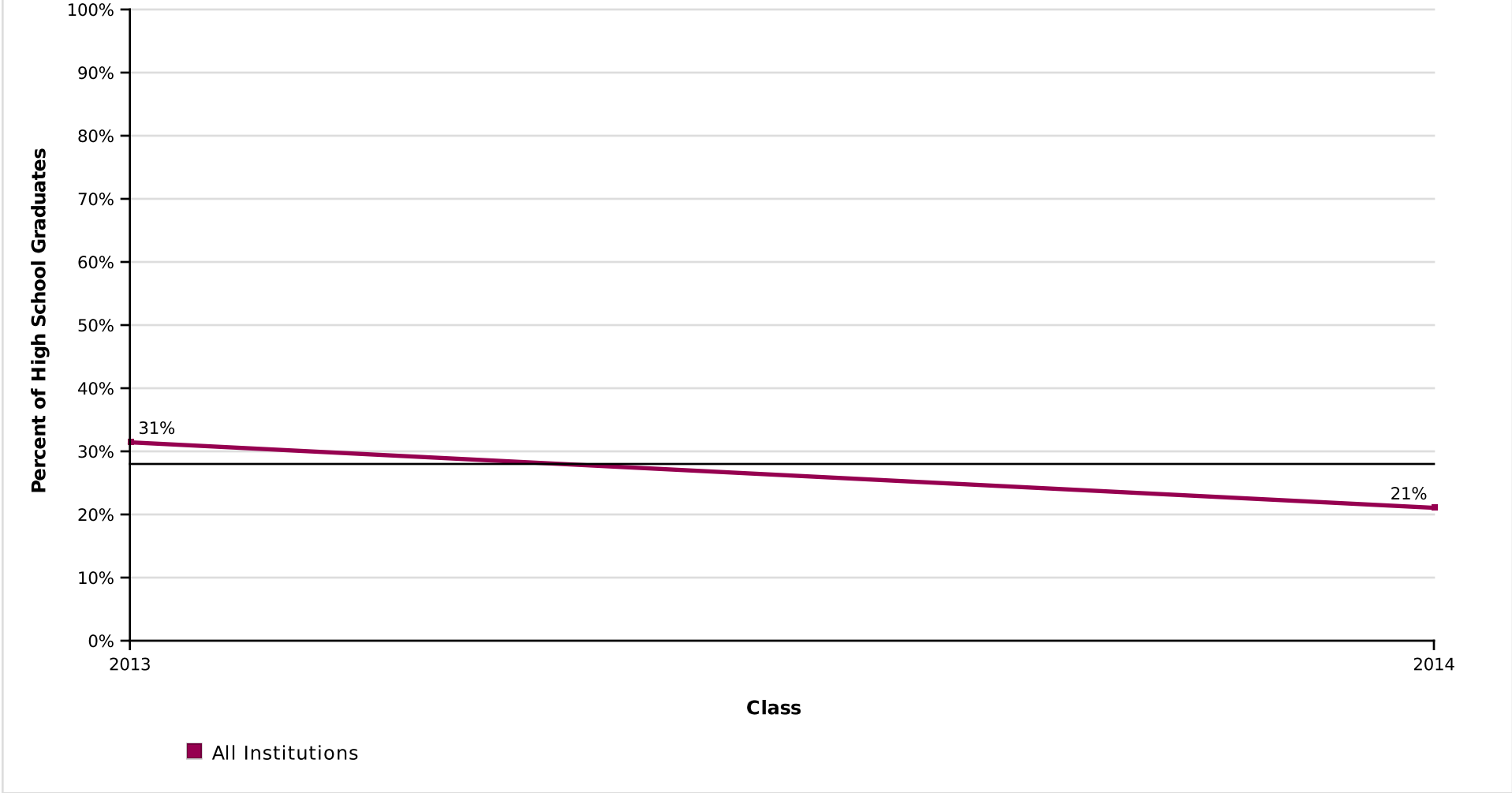
Page 21 of 45

**NATIONAL STUDENT  
CLEARINGHOUSE**

©2012 National Student Clearinghouse. All rights reserved.

# Percent of High School Class Who Completed a Degree Within Six Years

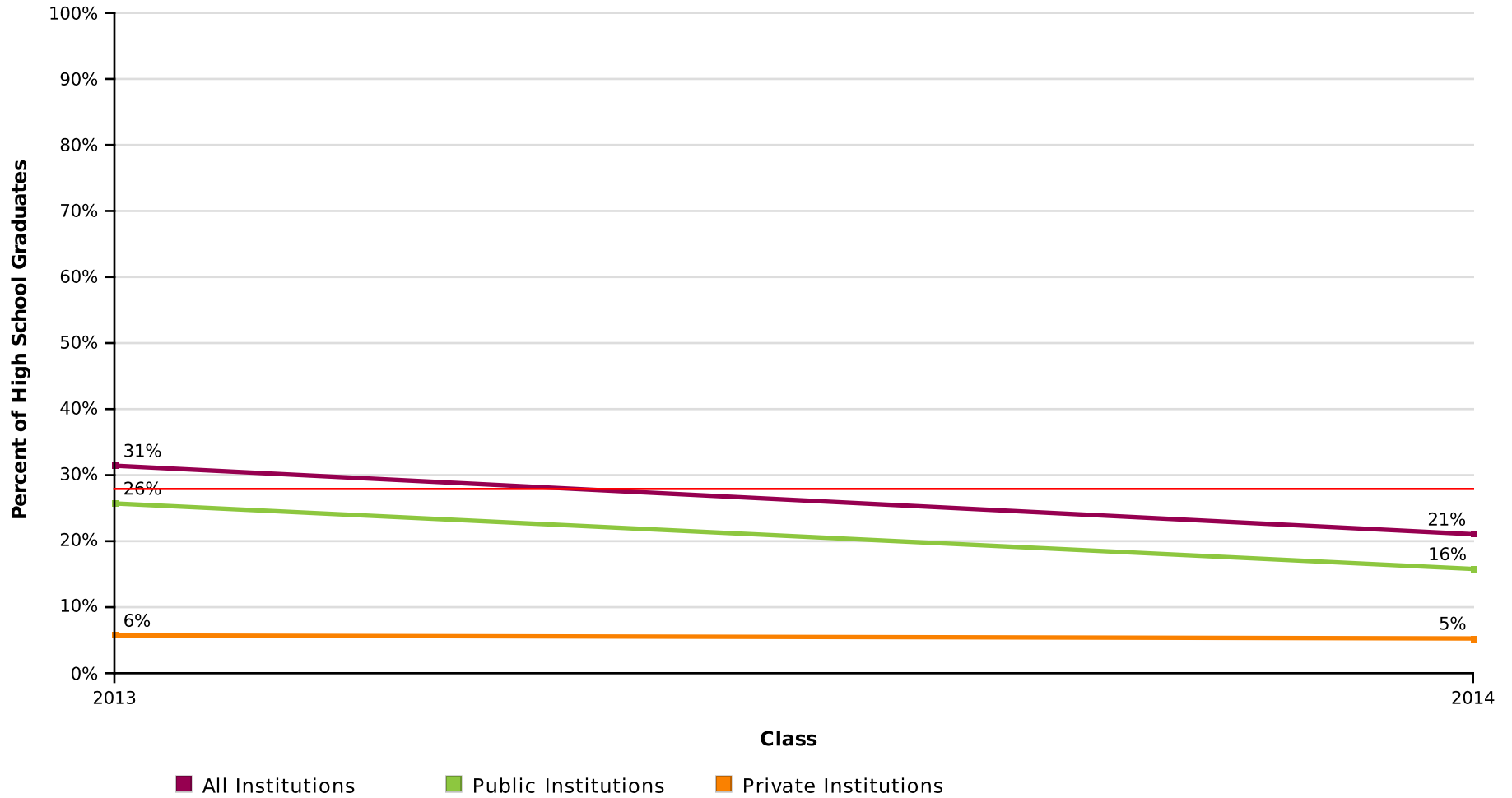
Effective Date = November 14, 2020



AVG = 28%

# Percent of High School Class Who Completed a Degree Within Six Years by Institutional Type

Effective Date = November 14, 2020



AVG = 28%

Machias Memorial High School

Report Run Date: 02/16/2021 11:08 PM

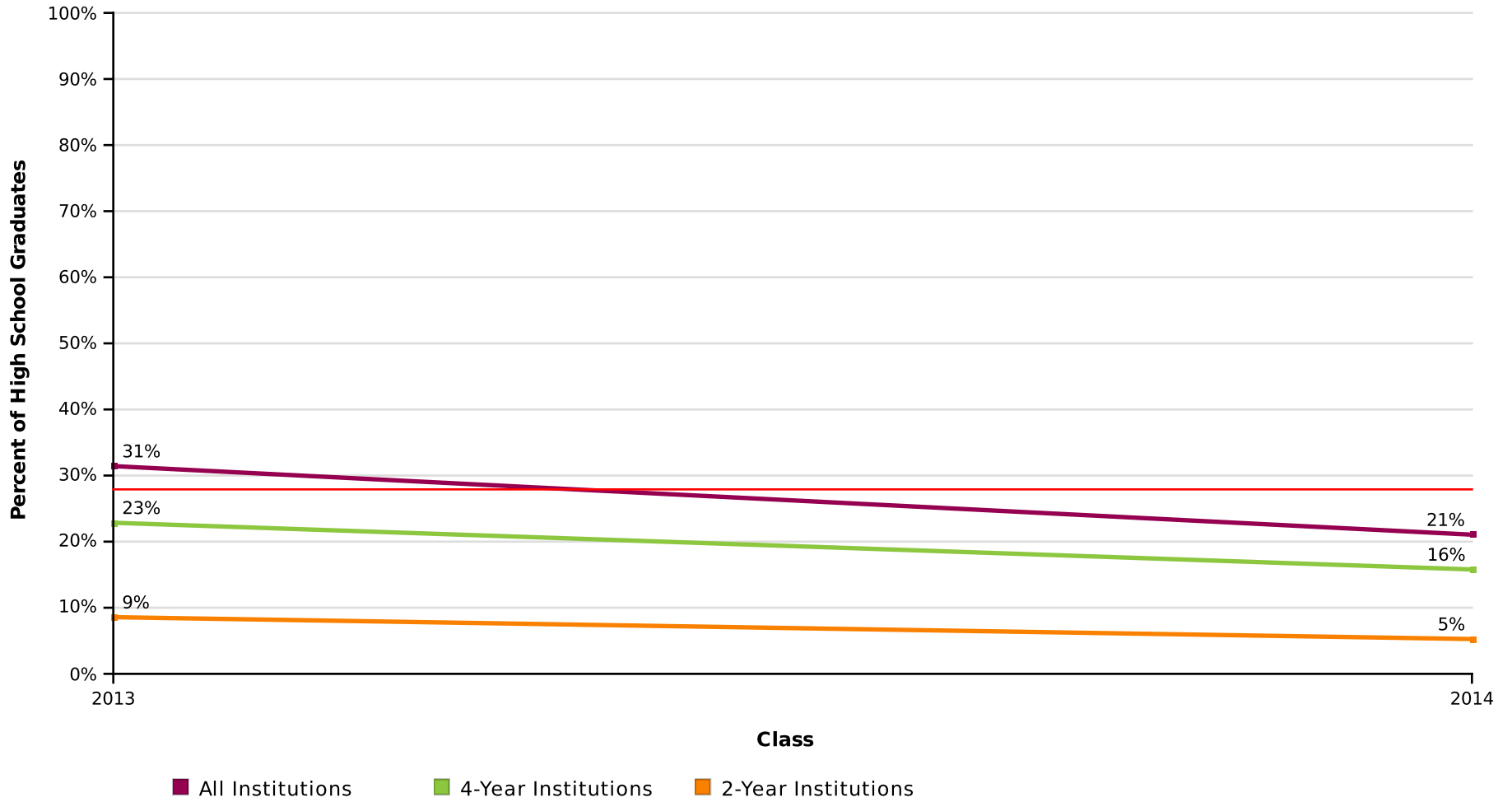
Page 23 of 45

NATIONAL STUDENT CLEARINGHOUSE

©2012 National Student Clearinghouse. All rights reserved.

# Percent of High School Class Who Completed a Degree Within Six Years by Institutional Level

Effective Date = November 14, 2020



AVG = 28%

Machias Memorial High School

Report Run Date: 02/16/2021 11:08 PM

Page 24 of 45

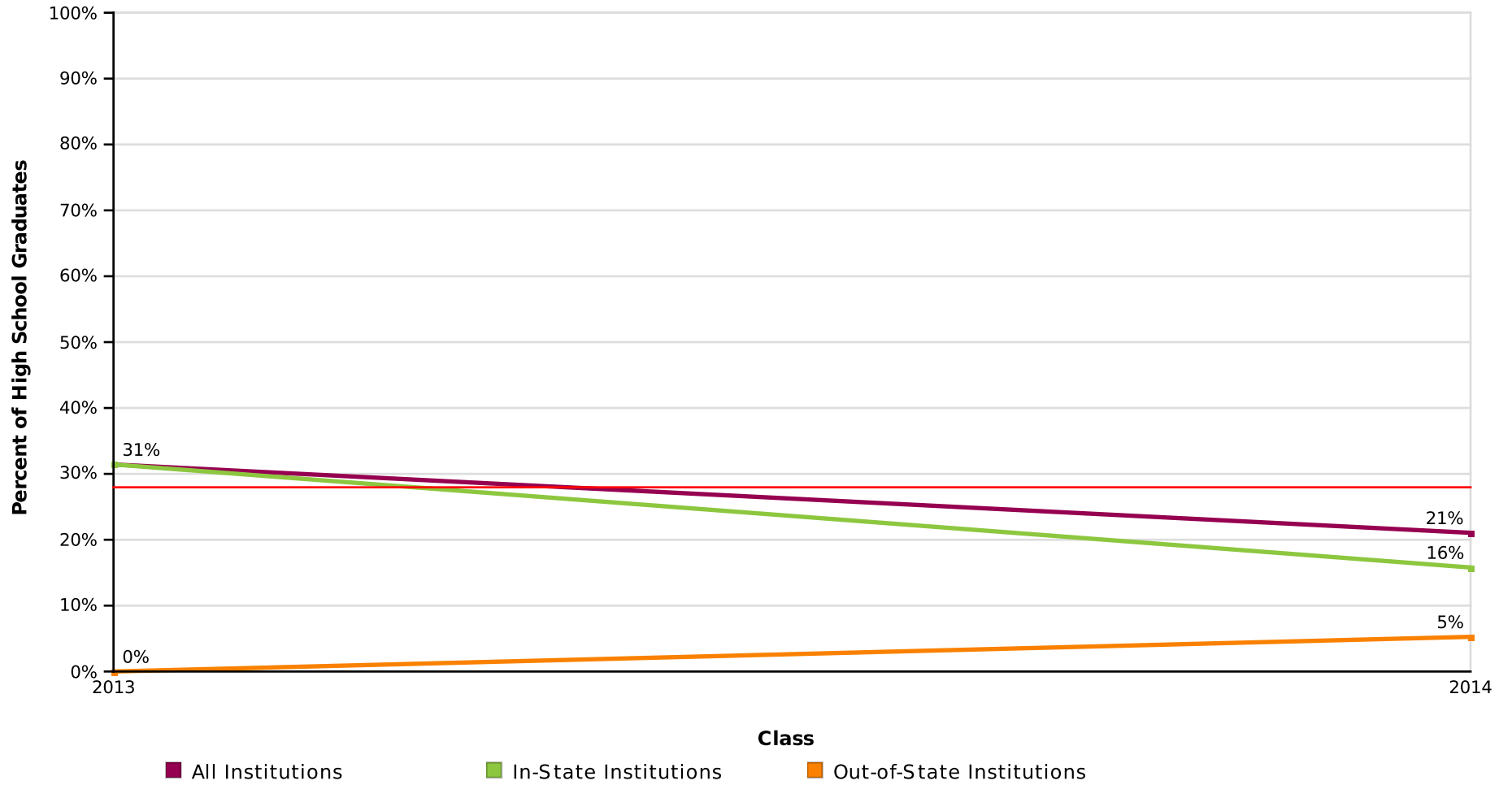
NATIONAL STUDENT  
CLEARINGHOUSE

©2012 National Student Clearinghouse. All rights reserved.



# Percent of High School Class Who Completed a Degree Within Six Years by Institutional Location

Effective Date = November 14, 2020



AVG = 28%

Machias Memorial High School

Report Run Date: 02/16/2021 11:08 PM

Page 25 of 45

NATIONAL STUDENT  
CLEARINGHOUSE

©2012 National Student Clearinghouse. All rights reserved.

## Count of High School Graduates with a College Degree

Effective Date = November 14, 2020

Class of	2013	2014
Total in the Class	35	19
Total With a Degree	11	4
Total from Public	9	3
Total from Private	2	1
Total from 4-Year	8	3
Total from 2-Year	3	1
Total In-State	11	3
Total Out-Of-State	0	1

Machias Memorial High School

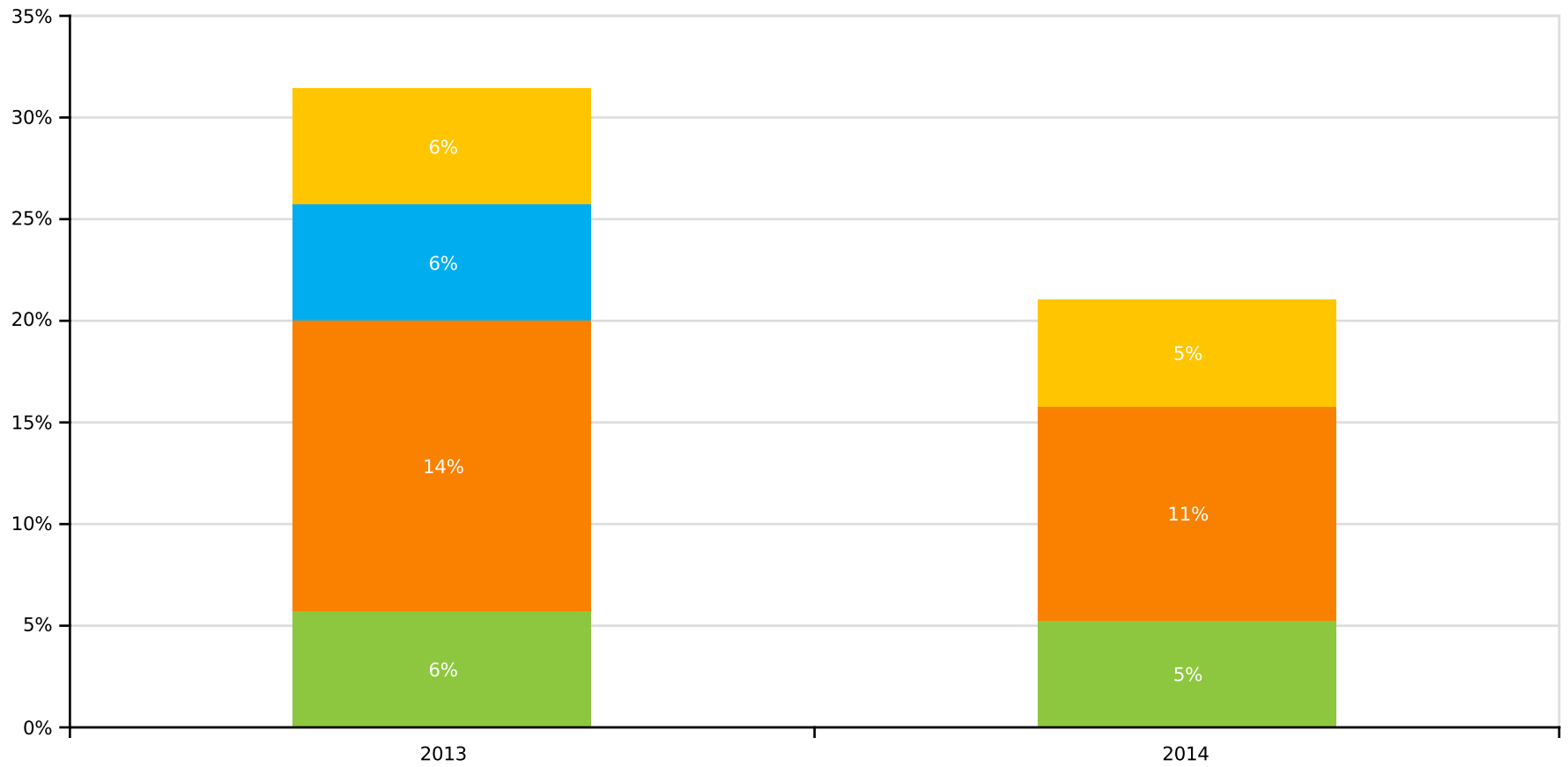
Report Run Date: 02/16/2021 11:08 PM

Page 26 of 45

**NATIONAL STUDENT  
CLEARINGHOUSE**

©2012 National Student Clearinghouse. All rights reserved.

### Time to College Graduation Within Six Years (Associate's, Bachelor's and Higher)



■ Graduated in 2 Years or Less  
 ■ Graduated in 3 Years  
 ■ Graduated in 4 Years  
 ■ Graduated in 5 Years  
 ■ Graduated in 6 Years

## Count of Time to College Graduation within Six Years

Class of	2013	2014
<b>Total In the Class</b>	35	19
<b>Graduated in 2 Years or Less</b>	0	0
<b>Graduated in 3 Years</b>	2	1
<b>Graduated in 4 Years</b>	5	2
<b>Graduated in 5 Years</b>	2	0
<b>Graduated in 6 Years</b>	2	1

Machias Memorial High School

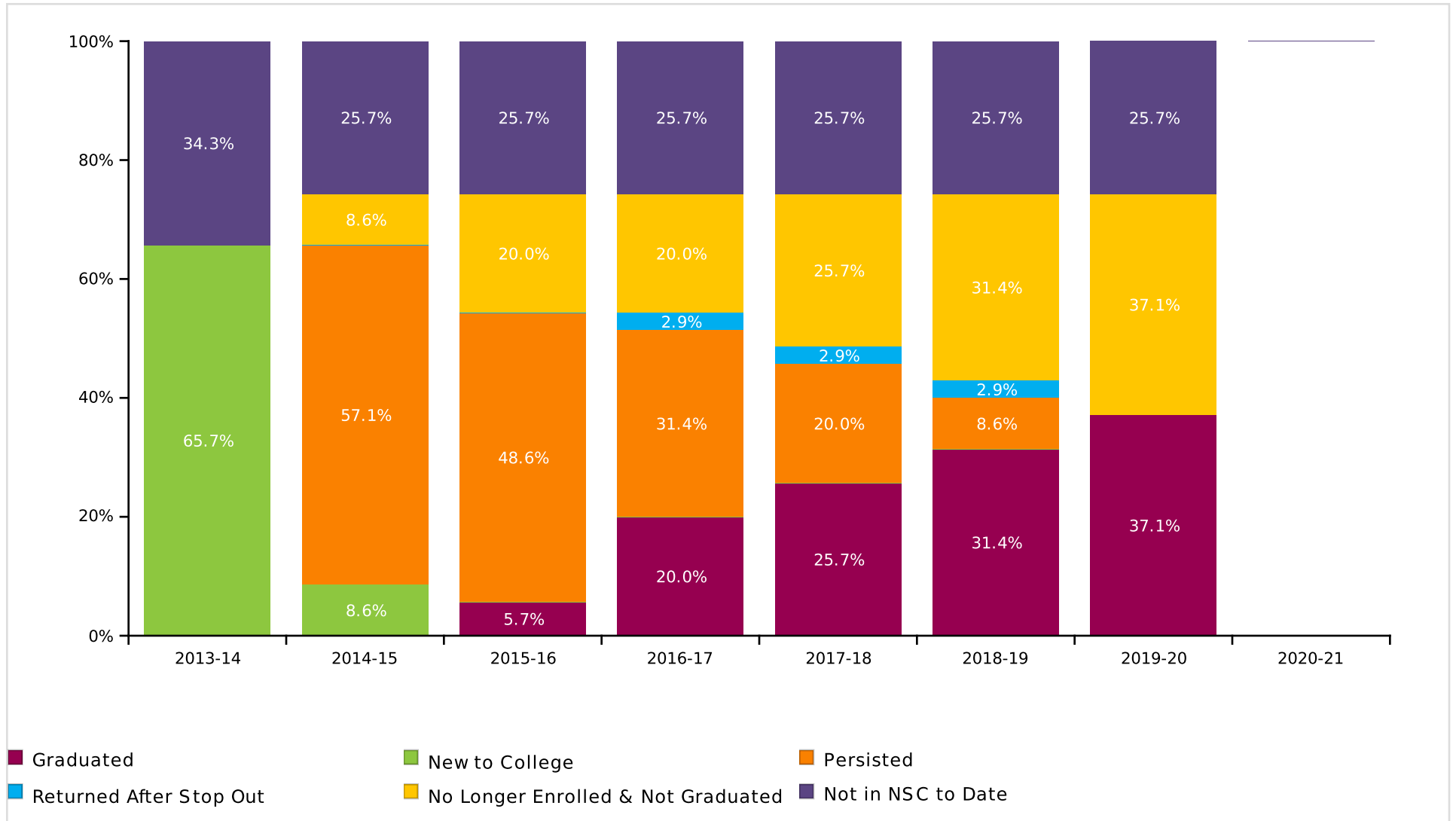
Report Run Date: 02/16/2021 11:08 PM

Page 28 of 45

**NATIONAL STUDENT  
CLEARINGHOUSE**

©2012 National Student Clearinghouse. All rights reserved.

## Class of 2013 Postsecondary Enrollment and Progress



Machias Memorial High School

Report Run Date: 02/16/2021 11:08 PM

Page 29 of 45

**NATIONAL STUDENT  
CLEARINGHOUSE**

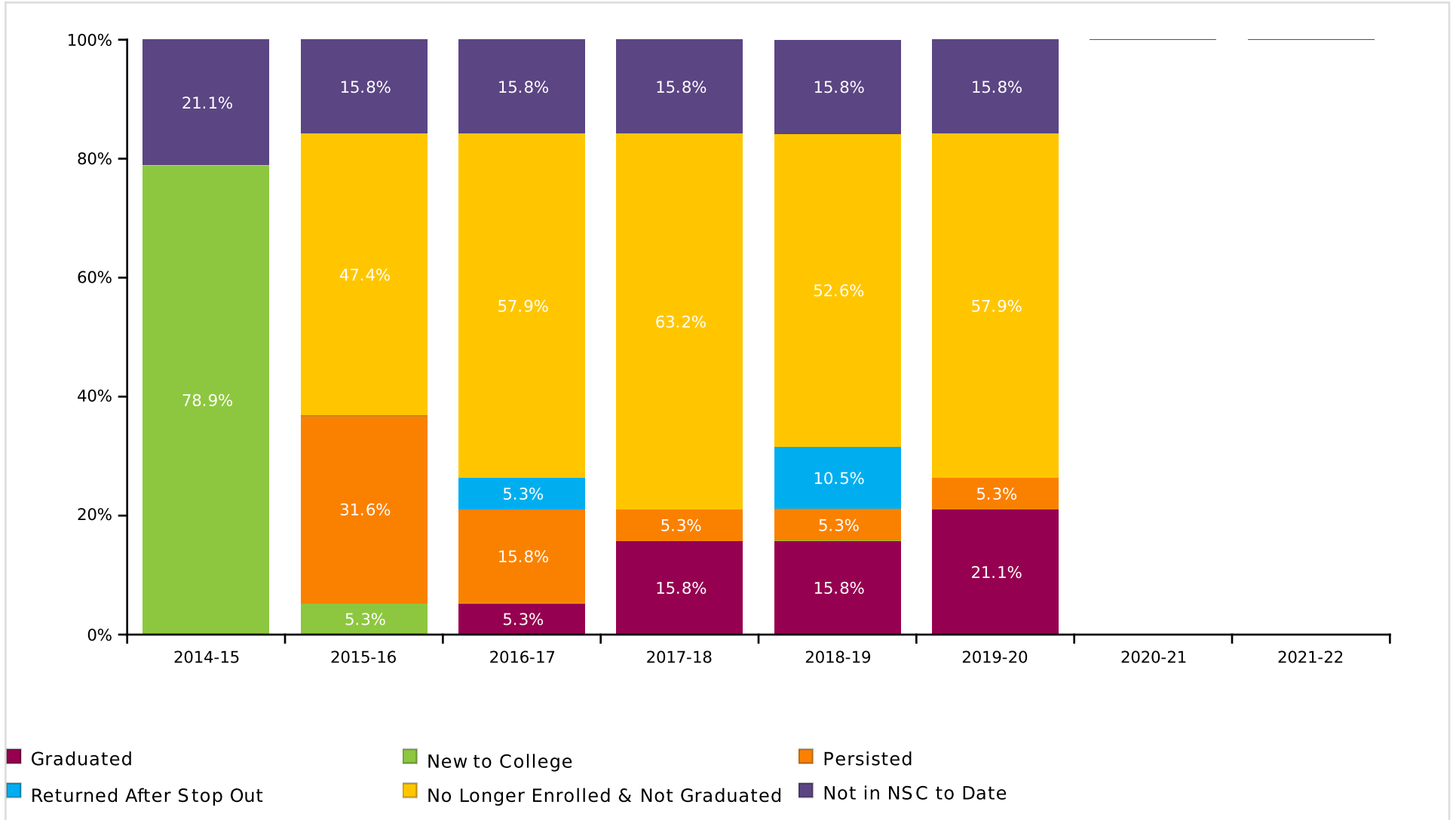
©2012 National Student Clearinghouse. All rights reserved.

## Count of Class 2013 Postsecondary Enrollment and Progress

Total in the Class: 35

Academic Years	2013-14	2014-15	2015-16	2016-17	2017-18	2018-19	2019-20	2020-21
New to College	23	3	0	0	0	0	0	0
Persisted	0	20	17	11	7	3	0	0
Returned After Stop Out	0	0	0	1	1	1	0	0
No Longer Enrolled & Not Graduated	0	3	7	7	9	11	13	0
Not in NSC to Date	12	9	9	9	9	9	9	0

## Class of 2014 Postsecondary Enrollment and Progress



Machias Memorial High School

Report Run Date: 02/16/2021 11:08 PM

Page 31 of 45

**NATIONAL STUDENT  
CLEARINGHOUSE**

©2012 National Student Clearinghouse. All rights reserved.

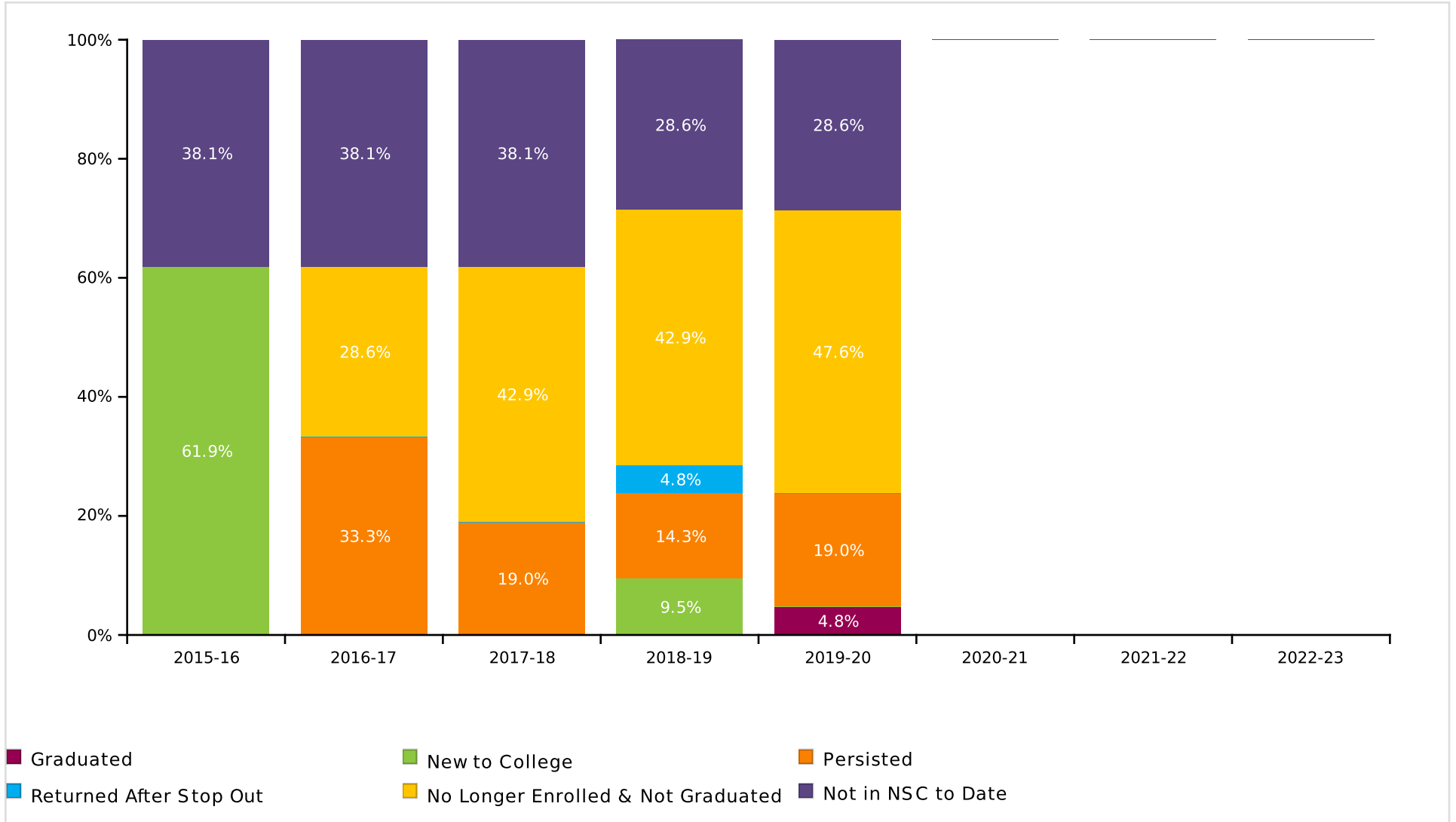
## Count of Class 2014 Postsecondary Enrollment and Progress

Total in the Class: 19

Academic Years	2014-15	2015-16	2016-17	2017-18	2018-19	2019-20	2020-21	2021-22
New to College	15	1	0	0	0	0	0	0
Persisted	0	6	3	1	1	1	0	0
Returned After Stop Out	0	0	1	0	2	0	0	0
No Longer Enrolled & Not Graduated	0	9	11	12	10	11	0	0
Not in NSC to Date	4	3	3	3	3	3	0	0



## Class of 2015 Postsecondary Enrollment and Progress



Machias Memorial High School

Report Run Date: 02/16/2021 11:08 PM

Page 33 of 45

**NATIONAL STUDENT  
CLEARINGHOUSE**

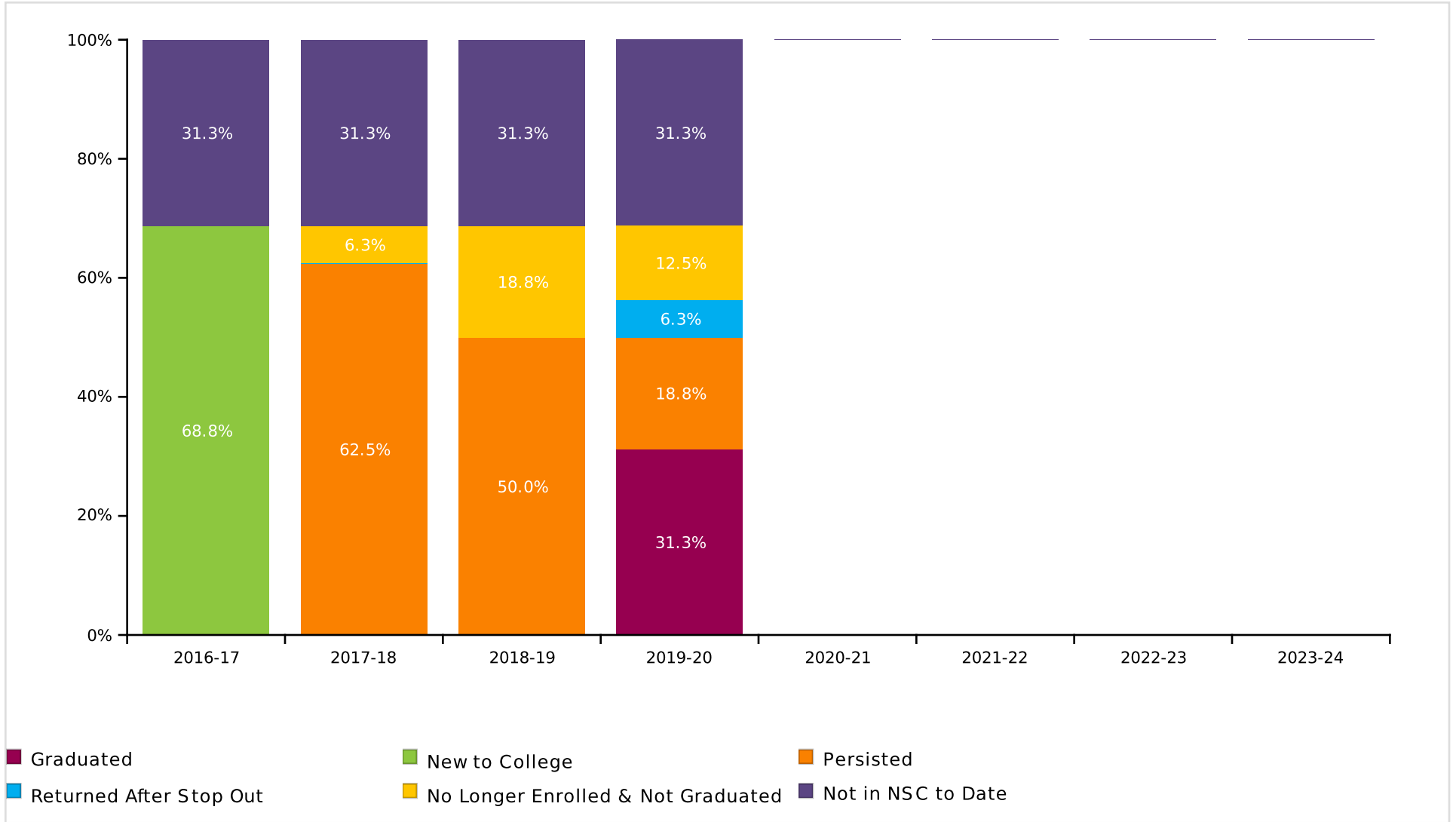
©2012 National Student Clearinghouse. All rights reserved.

## Count of Class 2015 Postsecondary Enrollment and Progress

Total in the Class: 21

Academic Years	2015-16	2016-17	2017-18	2018-19	2019-20	2020-21	2021-22	2022-23
New to College	13	0	0	2	0	0	0	0
Persisted	0	7	4	3	4	0	0	0
Returned After Stop Out	0	0	0	1	0	0	0	0
No Longer Enrolled & Not Graduated	0	6	9	9	10	0	0	0
Not in NSC to Date	8	8	8	6	6	0	0	0

## Class of 2016 Postsecondary Enrollment and Progress



Machias Memorial High School

Report Run Date: 02/16/2021 11:08 PM

Page 35 of 45

**NATIONAL STUDENT  
CLEARINGHOUSE**

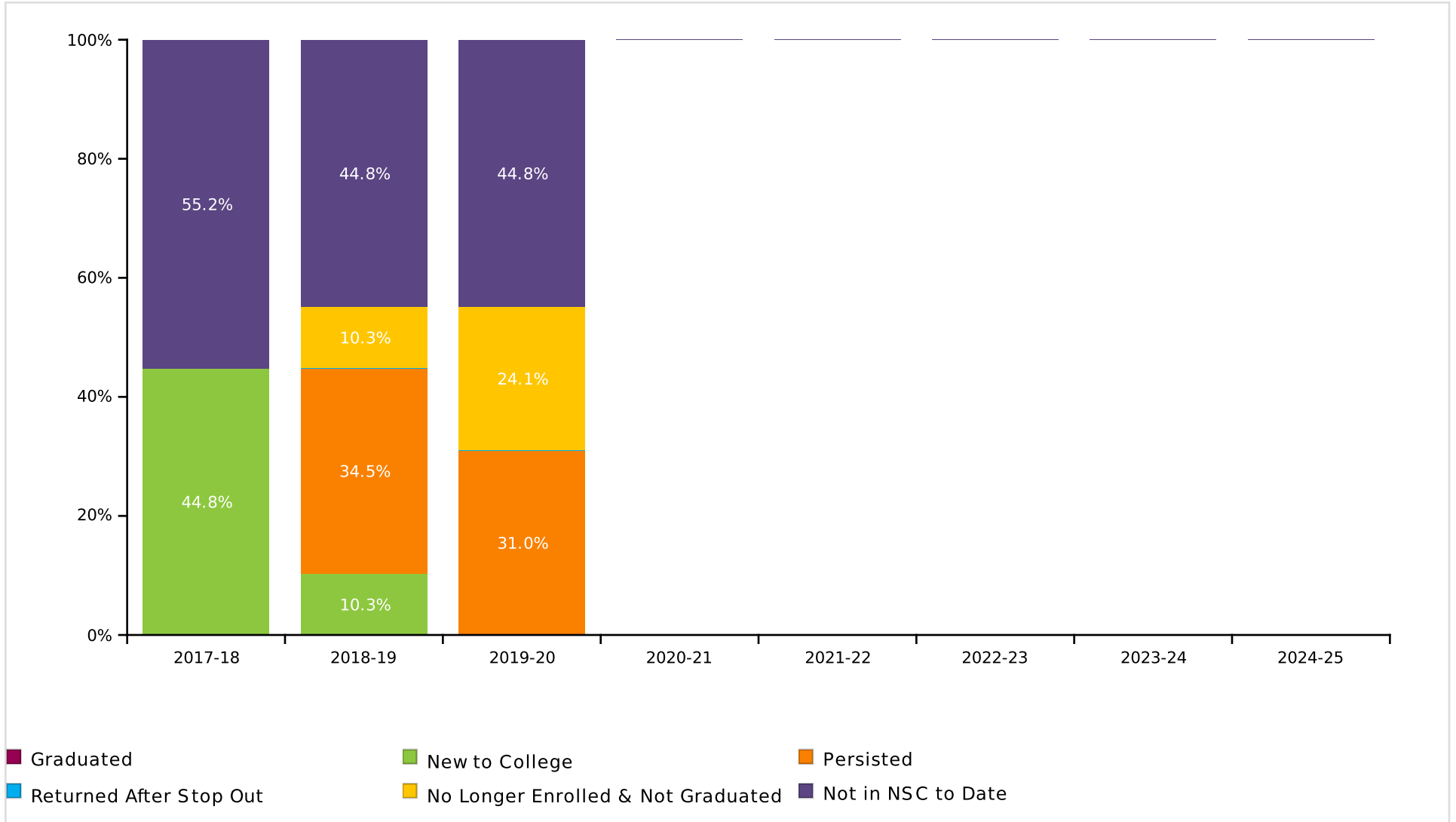
©2012 National Student Clearinghouse. All rights reserved.

## Count of Class 2016 Postsecondary Enrollment and Progress

Total in the Class: 16

Academic Years	2016-17	2017-18	2018-19	2019-20	2020-21	2021-22	2022-23	2023-24
New to College	11	0	0	0	0	0	0	0
Persisted	0	10	8	3	0	0	0	0
Returned After Stop Out	0	0	0	1	0	0	0	0
No Longer Enrolled & Not Graduated	0	1	3	2	0	0	0	0
Not in NSC to Date	5	5	5	5	0	0	0	0

## Class of 2017 Postsecondary Enrollment and Progress

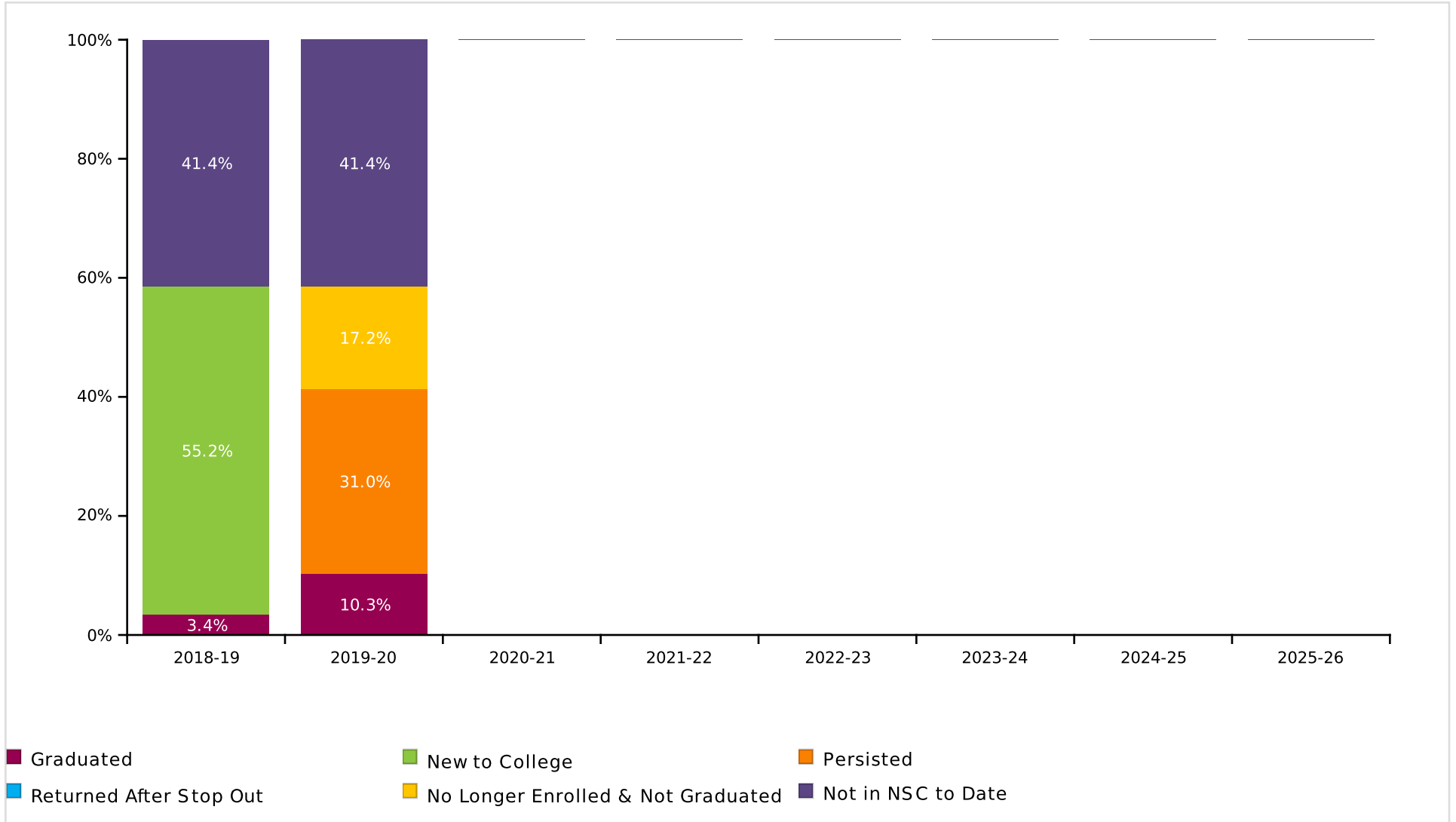


## Count of Class 2017 Postsecondary Enrollment and Progress

Total in the Class: 29

Academic Years	2017-18	2018-19	2019-20	2020-21	2021-22	2022-23	2023-24	2024-25
New to College	13	3	0	0	0	0	0	0
Persisted	0	10	9	0	0	0	0	0
Returned After Stop Out	0	0	0	0	0	0	0	0
No Longer Enrolled & Not Graduated	0	3	7	0	0	0	0	0
Not in NSC to Date	16	13	13	0	0	0	0	0

## Class of 2018 Postsecondary Enrollment and Progress



Machias Memorial High School

Report Run Date: 02/16/2021 11:08 PM

Page 39 of 45

**NATIONAL STUDENT  
CLEARINGHOUSE**

©2012 National Student Clearinghouse. All rights reserved.

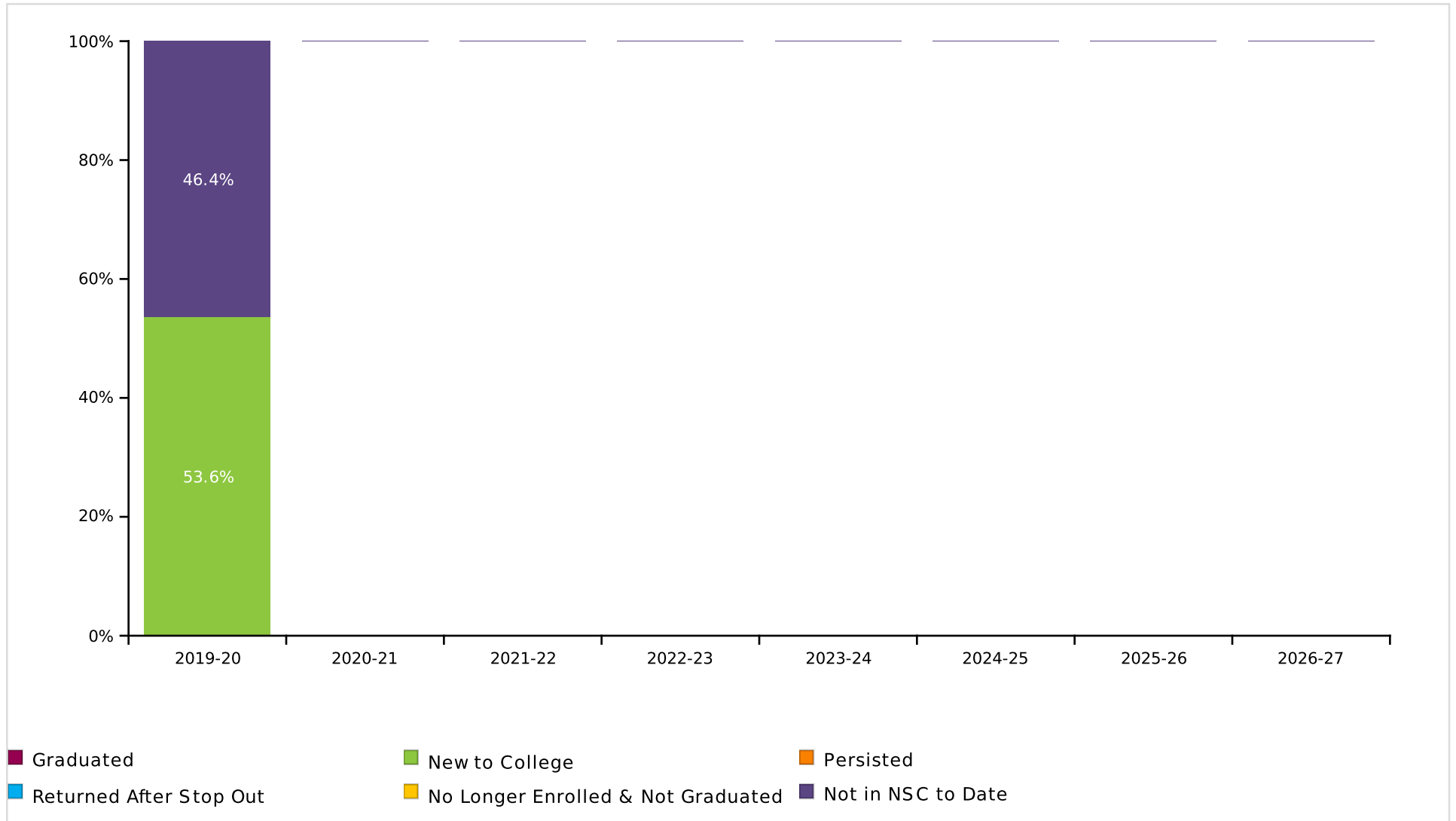
## Count of Class 2018 Postsecondary Enrollment and Progress

Total in the Class: 29

Academic Years	2018-19	2019-20	2020-21	2021-22	2022-23	2023-24	2024-25	2025-26
New to College	16	0	0	0	0	0	0	0
Persisted	0	9	0	0	0	0	0	0
Returned After Stop Out	0	0	0	0	0	0	0	0
No Longer Enrolled & Not Graduated	0	5	0	0	0	0	0	0
Not in NSC to Date	12	12	0	0	0	0	0	0



## Class of 2019 Postsecondary Enrollment and Progress



Machias Memorial High School

Report Run Date: 02/16/2021 11:08 PM

Page 41 of 45

**NATIONAL STUDENT  
CLEARINGHOUSE**

©2012 National Student Clearinghouse. All rights reserved.

## Count of Class 2019 Postsecondary Enrollment and Progress

Total in the Class: 28

Academic Years	2019-20	2020-21	2021-22	2022-23	2023-24	2024-25	2025-26	2026-27
New to College	15	0	0	0	0	0	0	0
Persisted	0	0	0	0	0	0	0	0
Returned After Stop Out	0	0	0	0	0	0	0	0
No Longer Enrolled & Not Graduated	0	0	0	0	0	0	0	0
Not in NSC to Date	13	0	0	0	0	0	0	0

**Most Common Institutions of Enrollment in the Fall Immediately following High School Graduation  
for All Classes by Number of Students**

Name	Rank	State	Level	Type	Total
UNIVERSITY OF MAINE AT MACHIAS	1	ME	4-year	Public	50
WASHINGTON COUNTY COMMUNITY COLLEGE	2	ME	2-year	Public	16
HUSSON UNIVERSITY	3	ME	4-year	Private	11
EASTERN MAINE COMMUNITY COLLEGE	4	ME	2-year	Public	6
UNIVERSITY OF MAINE, ORONO	5	ME	4-year	Public	6
UNIVERSITY OF MAINE, PRESQUE ISLE	6	ME	4-year	Public	5
UNIVERSITY OF MAINE, AUGUSTA	7	ME	4-year	Public	4
UNIVERSITY OF SOUTHERN MAINE	8	ME	4-year	Public	4
BATES COLLEGE	9	ME	4-year	Private	3
MAINE MARITIME ACADEMY	10	ME	4-year	Public	3
COASTAL CAROLINA COMMUNITY COLLEGE	11	NC	2-year	Public	2
NORWICH UNIVERSITY	12	VT	4-year	Private	2
SOUTHERN MAINE COMMUNITY COLLEGE	13	ME	2-year	Public	2
UNIVERSITY OF MAINE, FARMINGTON	14	ME	4-year	Public	2
UNIVERSITY OF MAINE, FT KENT	15	ME	4-year	Public	2
BOWDOIN COLLEGE	16	ME	4-year	Private	1
COLBY COLLEGE	17	ME	4-year	Private	1
ELLSWORTH COMMUNITY COLLEGE	18	IA	2-year	Public	1
OKLAHOMA BAPTIST UNIVERSITY	19	OK	4-year	Private	1
SAINT JOSEPH'S COLLEGE OF MAINE	20	ME	4-year	Private	1
STARK STATE COLLEGE	21	OH	2-year	Public	1
UNITY COLLEGE	22	ME	4-year	Private	1
UNIVERSITY OF TAMPA	23	FL	4-year	Private	1

## Appendix

Graphs (in order of appearance)	Description
Percent of Students Enrolled in College the Fall Immediately Following Graduation From High School (pp. 2-5)	Percentage of high school students who enrolled in a two- or four- year postsecondary institution in the fall semester immediately following graduation. The fall semester immediately following graduation is defined as any college enrollment between August 15 and October 31. The student must have an active enrollment between these dates. Shown only for classes which have completed a fall semester.
Percent of Students Enrolled in College at Any Time During the First Year After High School (pp. 7-10)	Percentage of high school students who enrolled in a two- or four-year postsecondary institution in the academic year immediately following graduation. The first year after high school includes any college enrollment where a student had active enrollment between August 15 of the graduation calendar year and August 14 of the following calendar year.*
Percent of Students Enrolled in College at Any Time During the First Two Years After High School (pp. 12-15)	Percentage of high school students who enrolled in a two- or four-year postsecondary institution in the academic year immediately following graduation. The two years after high school includes any college where the student had active enrollment between August 15 of the graduation calendar year and August 14 of the following two calendar years.*
Percent of Students Enrolled in College the First year After High School Who Returned for a Second Year (pp. 17-20)	Percentage of students who remained enrolled (persisted) in postsecondary education from the first year to the second year. Note: The graphs show the percentage of students who remained enrolled at any postsecondary institution, not retention at the same institution. Shown only for classes which have completed the first two years after high school.
Percent of High School Class with a College Degree Within Six Years (pp. 22-25)	The six-year degree completion rate at two- and four- year institutions. Shown only for classes where six academic years have passed since high school graduation. When a student has a degree with an award date that is more than 6 years after high school year, it will not be counted in this report; it will be reported in the student-level Detail Report. Only associate's, bachelor's, and advanced degrees are counted in these rates. Certificates are not included in these counts but will be included in the student-level Detail Report.
Time to College Graduation Within Six Years (p. 27)	This graph shows the time to first degree broken down by the number of academic years since the students graduated from high school.
Class of XXXX Postsecondary Enrollment and Progress (each class year is on its own page)	<p>Progress of a single class of students (cohort) through postsecondary education up to eight years after high school graduation. Each segment of the bar chart corresponds to one of the following definitions:</p> <p><b>GRADUATED:</b> Student has completed an associate's, bachelor's or higher degree (certificates are not included). Once a student is counted as a graduate, s/he is not counted again elsewhere in the report. A Graduated Record is reported before all other possible categories (e.g. New to College, Persisted, etc.)</p> <p><b>NEW TO COLLEGE:</b> First year that the student was found in the Clearinghouse database.</p> <p><b>PERSISTED:</b> Student was enrolled during the previous year and continues to be enrolled in the current year. The graphs show the student's continued enrollment at any postsecondary institution, not retention at the same institution.</p> <p><b>RETURNED AFTER STOP OUT:</b> Student was enrolled, did not appear in postsecondary education the following year, and reappeared in a year thereafter.</p> <p><b>NO LONGER ENROLLED &amp; NOT GRADUATED:</b> Student was enrolled in postsecondary education, is not currently enrolled and there is no record of completion.</p> <p><b>NOT IN NSC TO DATE:</b> Student was not found in the Clearinghouse database.**</p>
Most Common Institutions of Enrollment in the Fall Immediately Following Graduation from High School for All Classes - by Number of Students	A comprehensive list of the top 25 most frequently attended postsecondary institutions your students attended in the first fall following high school graduation.

Term	Definition
Effective Date	Set by Clearinghouse's Research Center three times per year- Fall, Spring and Summer. The date will be noted in the Report File Name and within the StudentTracker application. The date is established to ensure that your StudentTracker reports provide the most comprehensive enrollment and degree data provided by the colleges and universities for a given period, and that all secondary education institutions are matched against the same set of post-secondary data. Reports generated in between effective dates will be processed against the most recent effective date; no new data will be reported.
High School Class (labeled by graduation year)	Includes all students who graduated high school between September 1 of the previous year and August 31 of the graduation year. Also referred to as a cohort.
Academic Year	Defined as any collegiate enrollment that occurs between August 15 of one year and August 14 of the following year.
Institutional Level	Indicates the level of degree predominantly offered by the institution (i.e. two-year or four-year).
Institutional Type	Indicates whether the institution is controlled publically or by a private entity.
Institutional Location	Indicates if an institution is in-state or out-of-state based on the comparison between the states where the institution and the high school are located.
Demographic Packet	A packet of reports for many of the same outcomes described above but stratified by the Demographic data elements you provided in your Diploma or Request file, if any. The Demographic data elements are: Gender, Ethnicity, Economic Disadvantage indicator, Disability indicator, English Language Learner.
Academic Packet	A packet of reports for many of the same outcomes described above but stratified by the Academic data elements you provided in your Diploma or Request file, if any. The Academic data elements are: Math Assessment 8th grade and high school, English Assessment 8th grade and high school, Dual Enrollment indicator and Number of Semesters of Math completed.

\*Revised in Spring 2016 to display the recent high school class even though the full time period has not elapsed

\*\*Institutions that participate in the Clearinghouse represent more than 98% of the nation's two- and four- year postsecondary enrollment. Students who are enrolled in postsecondary institutions that do not participate in the Clearinghouse are not in the Clearinghouse database.