


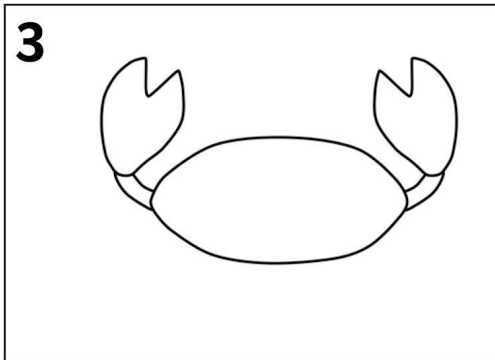
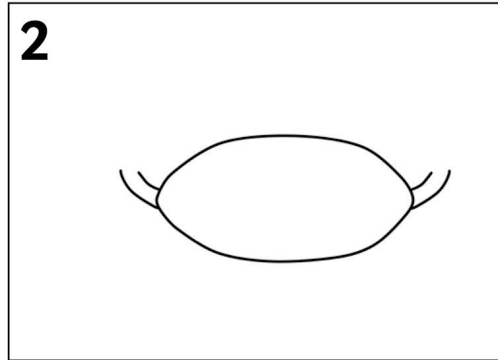
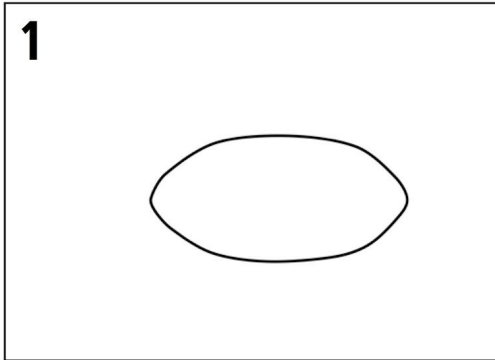






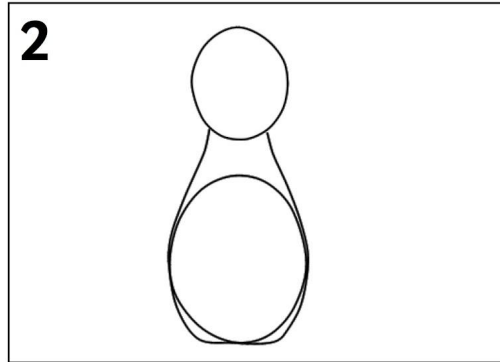
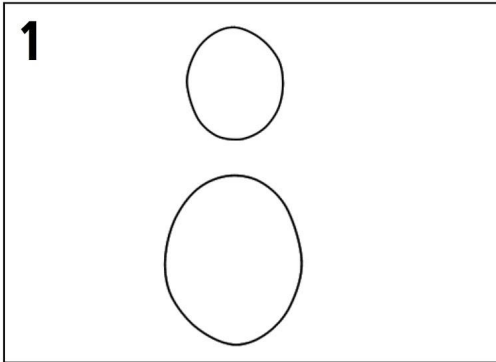
# How to Draw a Crab

Use these instructions to help you draw a simple cartoon crab.



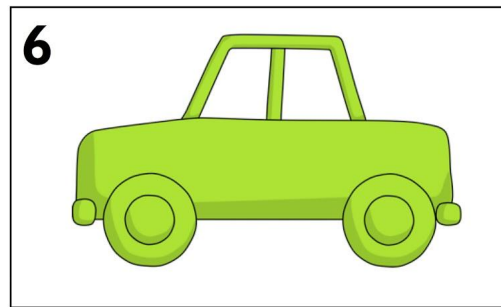

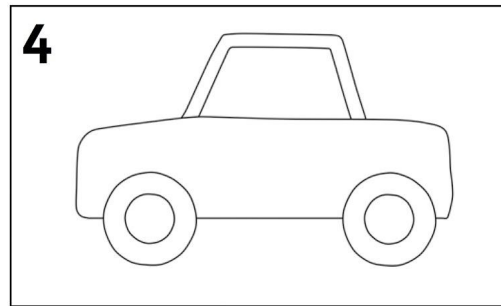
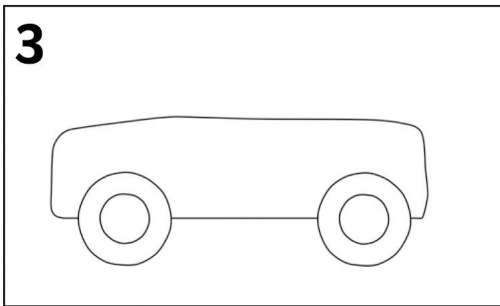
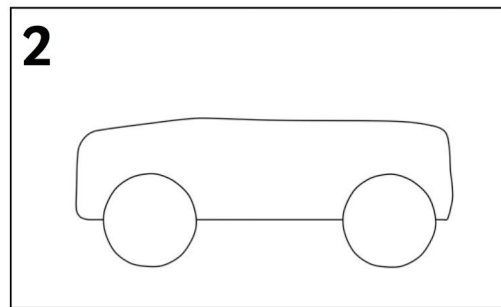
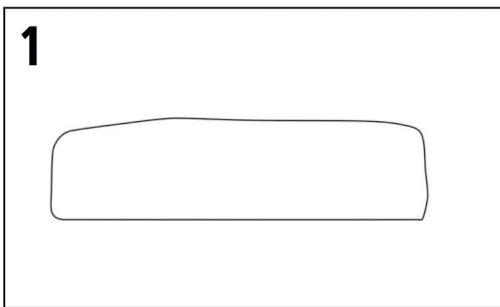
# How to Draw a Dog

Use these instructions to help you draw a simple cartoon dog.



# How to Make a Playdough Car

Use these instructions to help you make a simple car from playdough.




NAME \_\_\_\_\_

DATE \_\_\_\_\_


## **Button Match-Up** Directions



### You need

- Buttons



### Play with a partner. Work together.

- 1** Pick a button. 
- 2** Find all the buttons that share an attribute.
- 3** Say what that attribute is.



“All of these have 2 holes.”      “All of these have 4 holes.”

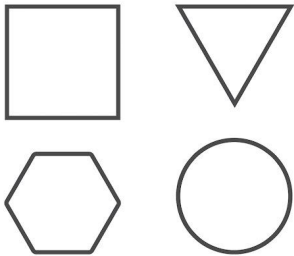
NAME

DATE

## ***Attribute Block Match-Up*** Directions


### You need

- Attribute Blocks



### Play with a partner. Work together.

- 1 Pick an attribute block. ○
- 2 Find blocks that share an attribute.
- 3 Say what the blocks have in common.



“They’re both circles.”



“They’re both small.”

NAME \_\_\_\_\_

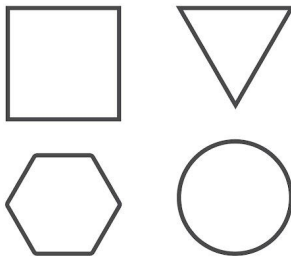
DATE \_\_\_\_\_

## Sorting Attribute Blocks

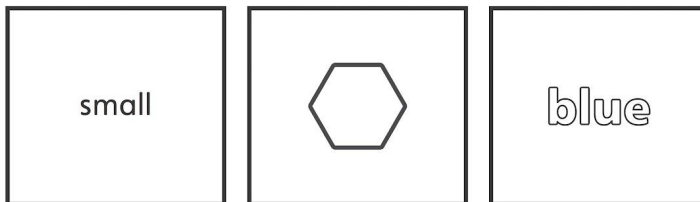
### Directions

#### You need

- Attribute Blocks



- Attribute Cards



### Play with a partner. Work together.

- 1 Lay out the attribute blocks.
- 2 Take turns picking a card.
- 3 Find the blocks that match the attribute on the card.

