



PreK 4 ME Family Links


**UNIT 1: FAMILY**

**An Overview of Unit 1: Family**

*Our learning this month explores our student’s families, and how family members relate to and help one another. Through our learning, we will explore how families work together to solve problems, conflicts and dilemmas, and learn about the many roles and responsibilities within a family unit. We are also working to establish foundational skills around letters and the sounds they make. We are experiencing the different perspectives of our classmates and how to solve problems within our classroom community.*

*Read on to see what is happening in our PreK classroom and bring this learning home to your children!*


**Unit 1 SPOTLIGHT BOOKS**




Peter's Chair  
By Ezra Jack Keates



The Hello, Goodbye Window  
By Norton Juster and Chris Raschka



Time for Bed  
By Mem Fox



Families  
By Shelley Rotner and Sheila M. Kelly

Images from Amazon.com

**Other Titles we are reading:**

Cry Baby by: Karen Beaumont

Sometimes I am Bambaloo  
by: Rachel Vail

Corduroy by: Don Freeman

A Pig is Big by: Douglas Florian

Shoes, Shoes, Shoes  
by: Ann Morris

**Songs, Word Play and Letters**

This is a time of day when we bring learning to our students through fun activities in a whole group setting. We are beginning counting... with frogs:

**5 Green and Speckled Frogs**

**5 Green and speckled frogs, sitting on a speckled log, eating some most delicious bugs.. YUM! YUM!!**

**One jumped into the pool, where it was nice and cool, now there are 4 green and speckled frogs.. GLUB! GLUB!**

**4 Green and speckled frogs, sitting on a speckled log, eating some most delicious bugs.. YUM! YUM!!**

**One jumped into the pool, where it was nice and cool, now there are 3 green and speckled frogs.. GLUB! GLUB!**

**3 Green and speckled frogs, sitting on a speckled log, eating some most delicious bugs.. YUM! YUM!!**

**One jumped into the pool, where it was nice and cool, now there are 2 green and speckled frogs.. GLUB! GLUB!**

**2 Green and speckled frogs, sitting on a speckled log, eating some most delicious bugs.. YUM! YUM!!**

**One jumped into the pool, where it was nice and cool, now there's just 1 green and speckled frog.. GLUB! GLUB!**

**1 Green and speckled frog, sitting on a speckled log, eating some most delicious bugs.. YUM! YUM!!**

**One jumped into the pool, where it was nice and cool, now there are no (o) green and speckled frogs.. GLUB! GLUB!**

**See the other side for home activities**



## Bring the Learning Home with these Extension Activities!

This activity supports our Language, Social Emotional and Social Studies Standards

### Family Photos

If you have family photo albums—look through them with your child. Talk about who is in the photos, relationships and memories.

This activity supports our Literacy and Creative Arts Standards

### Starts With

Ask your child if they can find three items around the house that start with the same sound as their name, and ask them to draw pictures of the items.

This activity supports our Mathematics standards

### Math Hunt

Have a Math treasure hunt! Work with your child to find 2 or 3 items that are the same around the house (two pencils, two bottle caps, etc.). Have your child line them up or glue them to a piece of paper. Ask them to count the objects.

### *Tips for Storytime with your child:*

- ⇒ Find a comfy cozy spot, where you won't be interrupted
- ⇒ As you read, show your child the word by tracing them with your finger
- ⇒ Define new vocabulary or big words as you go



Image from Pixabay

### A Word to our Families and Caregivers:

At all stages of your young child's growth, it is important that you stay aware of his or her learning activities throughout the day. For working parents, this is often difficult but made easier through open communication with those who care for and educate your child. Make sure your caregiver has updated information on how to contact you. Talk with the caregiver as often as possible, even daily, to stay aware of what your child is learning and how she is behaving. Support what is learned at the preschool or daycare with activities you and your child do at home. This type of communication with caregivers and teachers will not only help your child's academic, social and emotional development, it will also help your child feel connected to you.

Remember that every contact with your child is a learning experience and that learning occurs in many other places besides school.