




PreK 4 ME Family Links

**UNIT 3: WIND AND WATER**

**An Overview of Unit 3: Wind and Water**


As we start Unit 3, we are continuing to practice and build on the social skills we have been learning this year. We are beginning new learning based on science, which includes studying the weather and how it can effect both people and animals. We will make predictions and explore concepts of science in many different ways! We are continuing to learn about rhyming words, letter sounds and counting concepts in the classroom through hands-on and engaging play experiences. This unit wraps up with our “Showcase of Learning” giving our students time to reflect on their learning during our Wind and Water Unit. Read on for more!

**Unit 3 SPOTLIGHT BOOKS**




*Gilberto and the Wind*

By: Mare Hall




*Rabbits and Raindrops*

By: Jim



*The Snow Day*

By: Ezra Jack Keats



*Thunder cake*

By Patricia Polacco

Images downloaded from amazon.com

**Other titles this month include...**

- Time for Bed* by Mem Fox
- A Hat for Minerva Louise* by Janet Morgan Stoeke
- Living Things Need Water* by Bobbie Kalman
- Swimmy* by Leo Lionni

**Songs, Word Play and Letters**

This is a rhyming and movement chant we are learning in the classroom—try it with your child and have them show you the hand movements!

*Ten Little Fingers*

I have ten little fingers, And they all belong to me.  
(put fingers in the air)

I can make them do things. Would you like to see?

I can shut them up tight, Or open them all wide,  
Put them together, Or make them all hide.

I can make them jump high,  
I can make them jump low,  
I can fold them quietly, And hold them all just so.



Image form Pixaby

**See the other side for home activities**



# Bring the Learning Home with these Extension Activities!

## Science, Approaches to Learning, Math and Language and Literacy Standards

### Sink or Float

This is an activity we are doing in the classroom and you can extend on it at home. Help your child collect about 10 small objects and a small tub of water. Have your child count them, pointing at each object while counting. Ask your child questions about whether each object will sink, or float when they place them in the water. Ask them to explain their predictions. You can also have them list which object sinks or floats and then talk about why they think the object did what it did.

## Science, Fine Motor and Literacy Standards

### Create a Weather Chart

Using the chart below, have your child draw the types of weather. Help them label each drawing with a weather word. Discuss what your child sees out the door or window each morning, and match the day's weather with the weather picture. Talk about clouds, temperature, rain or snow!

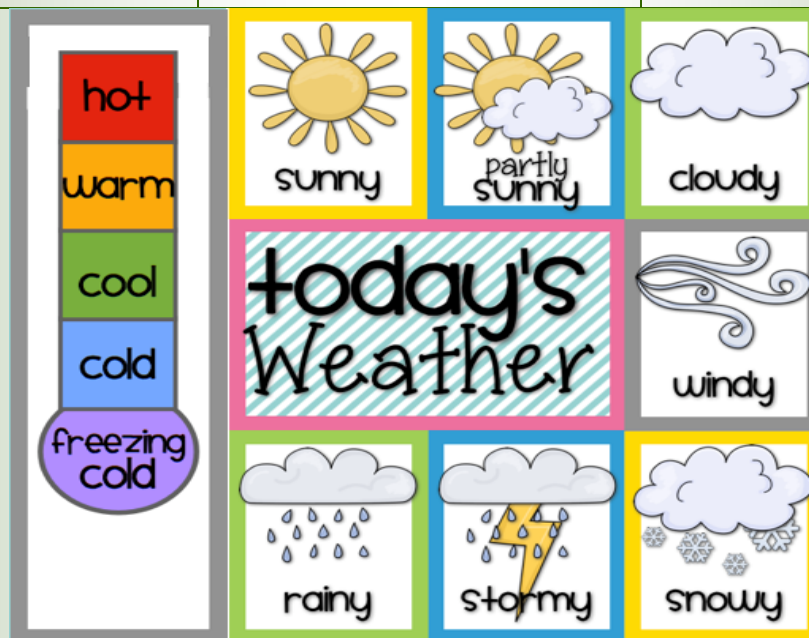
Image from brigidsdailylessonlog.blogspot.com

## Creative Arts, Science, Fine Motor and Approaches to Learning Standards

### Cloud Sculptures

Using one of the two recipes below, depending on what ingredients you have, you and your child can make sculptures out of the clouds!

1. Cloud Dough: 2 Cups of flour and 1/4 Cup of oil (vegetable, olive, baby oils all work!) Mix together and start sculpting!
2. Cloud paint: gently mix 1 Cup foamy shaving cream and 1/3 Cup of white school glue. This foamy paint dries puffy—just like clouds!



## A Word to parents and families: Healthy Bodies

There are many ways to teach children about being healthy. Here are a few positive tips from the CDC:

- ⇒ Eat meals with your child whenever possible. Let your child see you enjoying fruits, vegetables, and whole grains at meals and snacks. Your child should eat and drink only a limited amount of food and beverages that contain added sugars, solid fats, or salt.
- ⇒ Keep television sets out of your child's bedroom. Set limits for screen time for your child to no more than 1 hour per day of quality programming, at home, school, or afterschool care and develop a media use plan for your family.
- ⇒ Provide your child with age-appropriate play equipment, like balls and plastic bats, but let your preschooler choose what to play. This makes moving and being active fun for your preschooler.
- ⇒ Make sure your child gets the recommended amount of sleep each night: For preschoolers 3-5 years, 10–13 hours per 24 hours (including naps)